

RAD . ELECTRONICS... INSTRUMENTS... AUDIO...

practical WIRELESS


50p

Australia 95c
New Zealand 95c
South Africa 90c
Malaysia \$2.75

OCT 1979

FREE Professional Trimming Tool

Simple Receiver



for adjustment of single or double coil cores

also:
VHF DF Loop Aerial
Beginning: Hi-Fi Glossary

practical WIRELESS

OCTOBER 1979
VOLUME 55
NUMBER 10
ISSUE 872

BRITAIN'S LEADING JOURNAL FOR THE RADIO & ELECTRONIC CONSTRUCTOR

Published by IPC Magazines Ltd., Westover House, West Quay Rd., POOLE, Dorset BH15 1JG

QUERIES

While we will always try to assist readers in difficulties with a *Practical Wireless* project, we cannot offer advice on modifications to our designs, nor on commercial radio, TV or electronic equipment. Please address your letters to the Editor, *Practical Wireless*, at the above address, giving a clear description of the problem and enclosing a stamped self-addressed envelope. Only one project per letter please.

Components are usually available from advertisers. A source will be suggested for difficult items.

SUBSCRIPTIONS

Subscriptions are available to both home and overseas addresses at £10.60 per annum, from "*Practical Wireless*" Subscription Department, Oakfield House, Perrymount Road, Haywards Heath, West Sussex RH16 3DH.

BACK NUMBERS AND BINDERS

Limited stocks of some recent issues of *PW* are available at 75p each, including post and packing to addresses at home and overseas.

Binders are available (Price £3.75 to UK addresses and overseas, including post and packing) each accommodating one volume of *PW*. Please state year and volume number for which the binder is required.

Send your orders to Post Sales Department, IPC Magazines Ltd., Lavington House, 25 Lavington Street, London SE1 0PF.

All prices include VAT where appropriate. Please make cheques, postal orders, etc., payable to IPC Magazines Limited.

COPYRIGHT

© IPC Magazines Limited 1979. Copyright in all drawings, photographs and articles published in *Practical Wireless* is fully protected and reproduction or imitation in whole or in part is expressly forbidden.

All reasonable precautions are taken by *Practical Wireless* to ensure that the advice and data given to readers are reliable. We cannot however guarantee it and we cannot accept legal responsibility for it. Prices are those current as we go to press.

NEWS & VIEWS

- 18 **Editorial**
The Microprocessor in the Home
- 18 **PW Personality:** Ron Ham
- 19 **News . . . News . . . News . . .**
- 33 **The Great British Electronics Bazaar**
- 35 **Hotlines** *Ginsberg*
Recent developments in electronics
- 55 **RAE Reprint Announcement**
- 56 **PW QSL Cards**
For the amateur or short wave listener
- 57 **Radio Special Product Report**
100MX SSB Transceiver, Swan Electronics—2
- 64 **Kindly Note**
DXer's Audio Filter, May 1978
Selective Sound Operated Switch, July 1979
PW Hythe, Feb—Mar. 1979
Changes in Broadcast Band Listening, July—Aug. 1979
Bifet Integrated Circuits, Aug. 1979
- 65 **Production Lines** *Alan Martin*
Information on the latest products

FOR OUR CONSTRUCTORS

- 22 **Simple Substitution Boxes** *S. V. Essex*
Two useful pieces of workshop equipment
- 36 **Burglar Alarms—2** *P. J. Wales*
Introduction to devices and systems
- 44 **Simple Receiver** *E. Vaughan*
Build this experimental super-regen circuit
- 47 **Editing Home Recorded Cassettes—1** *B. Barnard*
Make the most of your own recordings
- 50 **VHF DF Loop Aerial** *F. C. Judd*
Simple to build and easy to use

GENERAL INTEREST

- 21 **Keep in Trim**
Using your free gift
- 28 **Hi-Fi Glossary—1** *G. J. King*
All you wanted to know about Hi-Fi Jargon
- 67 **On the Air**
Amateur Bands *Eric Dowdeswell*
MW Broadcast Bands *Charles Molloy*
SW Broadcast Bands *Charles Molloy*
VHF Bands *Ron Ham*



SPECIAL OFFER

- 34 **Hanimex LC780 Scientific LCD Calculator**

Our November issue will be published in early October
(for details see page 43)



Handy size reels and dispensers

of the world's finest cored solder to do a professional job at home



SAVBIT

handy solder dispenser Contains 2.3 metres approx. of 1.22mm Ersin Multicore Savbit Solder. Savbit increases life of copper bits by 10 times.

Size 5 78p inc. VAT

For soldering fine joints

Two more dispensers to simplify those smaller jobs. PC115 provides 6.4 metres approx. of 0.71mm solder for fine wires, small components and printed circuits.

92p inc. VAT

Or size 19A for kit wiring or radio and TV repairs. 2.1 metres approx. of 1.22mm solder.

Size 19A 83p inc. VAT



Ersin Multicore Solder contains 5 cores of non-corrosive flux that instantly cleans heavily oxidised surfaces and makes fast, reliable soldering easy. No extra flux is required.

handy size reels of **SAVBIT, 40/60, 60/40 and ALU-SOL** solder alloys

These latest Multicore solder reels are ideal for the toolbox. Popular specifications cover all general and electrical applications, plus a major advance in soldering aluminium. Ask for a free copy of 'Hintson Soldering' containing clear instructions to make every job easy.

Ref.	Alloy	Diam. (mm)	Length metres approx.	Use	Price inc. VAT
Size 3	40/60 Tin/Lead	1.6	10.0	For economical general purpose repairs and electrical joints.	£3.22
Size 4	ALU-SOL	1.6	8.5	For aluminium repairs. Also solders aluminium to copper, brass etc.	£3.22
Size 10	60/40 Tin/Lead	0.7	39.6	For fine wires, small components and printed circuits.	£3.22
Size 12	SAVBIT	1.2	13.7	For radio, TV and similar work. Increases copper-bit life tenfold.	£3.22



SOLDERING FLUX PASTES

ERSIN' A non-corrosive, rosin based flux for general and electrical soldering in conjunction with 'Ersin' Multicore solders.

Ref AF14 60p inc. VAT

'ARAX' For general metal joining in conjunction with 'Arax' Multicore solders.

Ref RF10 60p inc. VAT

BIB WIRE STRIPPER and CUTTER

Easily adjustable for most sizes of flex and cable. Fitted with extra strong spring for automatic opening. Easy grip handles and handle locking device.

Ref 9 £2.21 inc. VAT



EMERGENCY SOLDER

Self-fluxing, tin/lead solder tape that melts with a match. For electrical and non-electrical applications.

Size ES36 55p inc. VAT



MULTICORE WICK

for solder removal and desoldering. Absorbs solder instantly from tags, printed circuits, etc. Only needs 40-50 watt soldering iron. Quick and easy to use. Non-corrosive. Size AB10 £1.29 inc. VAT

ECONOPAK

A reel of 1.2mm 'Ersin' Multicore solder for general electrical use. Size 13A £2.99 inc. VAT


A reel of 3mm 'Arax' Multicore solder for general non electrical use. Size 16A £2.99 inc. VAT



Sole U.K. Sales Commissionaries
Bib Hi-Fi Accessories Limited.
Kelsey House, Wood Lane End,
Hornby, Huddersfield, West. HP2 4RO

Please note we do not recommend regular use of VAT from electrical and electronic shops. In difficulty with the VAT rules call 0632 7511. Prices and quantities are subject to change without notice.


STOP! ... THIS IS WHERE SHORT WAVE LISTENING BEGINS



£214 inc. VAT

THE SHOP THAT SPECIALISES IN HAM RADIO

RECEIVERS - TRANSMITTERS
TRANSCEIVERS - HF - VHF - UHF



£178 inc. VAT

This month we present to you two excellent short wave receivers that give you top value for money. In July we mentioned how the FRG7 was the perfect receiver for both the beginner and experienced listener or radio amateur alike. And, of course, our many hundreds of satisfied customers know that we have a special test schedule that every receiver has to pass before it is despatched to its proud new owner.

We can now tell you that we are stocking the latest version of the Lowe SRX30 receiver. Now this receiver is very similar in many respects to the FRG7. In fact, electrically, there's not a great deal of difference between the two receivers. In other words, the ability of the SRX30 to pull the stations in is every bit as good as the FRG7. But there is a difference. It's not quite so pretty as the FRG7 but electrically it's every bit as good - both models are in stock for immediate free Securicor despatch.

AND NOW VHF!

Yes, the TM56B receiver is ideal for home and car, having both 12v DC and 240V AC mains supplies built-in. We've already sold hundreds. It covers all the popular amateur VHF channels and repeaters. It also features automatic scanning of up to 4 channels of your choice. The amateur band version is £106. We can also supply a marine version with 10 channels fitted at £115 - as used by coast guards and river pilots, etc.




STOP PRESS Super 27/28MHz mobile aerials in stock - £18.50 plus £1 carriage.

Opening hours MON-SAT 9.00 a.m.-5.30 p.m. E.C. Wed 1.00 p.m.

WATERS & STANTON ELECTRONICS
31, SPA ROAD, HOCKLEY, ESSEX. TEL: HOCKLEY (03704) 6835

Put it in an Eddystone plastic box.



CAT. NO. 9902M.

- Ideal for DIY applications
- Slotted for PCB's
- Self-finished light grey
- Optimised dimensions
119 x 94 x 52mm

Available direct from
Eddystone Radio Ltd. at 98p each.
Price quoted for 1 off inclusive
VAT. P & P. (UK only). Cash with order.

Eddystone Radio Limited

Member of Marconi Communication Systems Limited

Alvechurch Road Birmingham B31 3PP England
Telephone: 021-475 2231 Telex: 337081
A GEC-Marconi Electronics Company



QUALITY REEL TO
REEL & CASSETTE TAPE HEADS + MECHANISMS

NEW C2000

REMOTE OPERATION TAPE
TRANSPORT MECHANISM
FOR DIGITAL OR AUDIO.

THIS BRITISH MADE CASSETTE
TRANSPORT HAS GIVEN
INDUSTRY A GREAT COST
SAVINGS OVER
COMPARABLE FOREIGN
IMPORTS AND IS NOW BEING
MADE GENERALLY AVAILABLE.

CAN BE SUPPLIED WITH TAPE FAIL/
END DETECTION, SEARCH, AND FAST
ERASE. SOLENOID CONTROL PROVIDES
FULLY REMOTE OPERATION.

WRITE NOW FOR FULL DETAILS
BASIC PRICE £60.30 INC. VAT.

POPULAR UNIVERSAL CASSETTE TAPE HEADS

B12-01 Mono Playback.....	£1.89	C42RPH04 Stereo GLASS FERRITE R/P....	£11.60
B12-02 Mono Record/Playback.....	£4.02	C42RPS18 Stereo TWIN GAP R+P.....	£25.21
B24-01 Stereo Playback.....	£3.30	E12-09 Mono/Stereo erase.....	£ 1.85
B24-02 Stereo Record/Plbk.....	£6.66	B22-02 Twin 1/2 track R/P.....	£ 5.97
B24-07 Stereo R/P, (Dolby Stsm).....	£7.87	C44RPH03 Quad 1/4 track R/P.....	£13.17
C42RPH20 Stereo SENDUST R/P.....	£9.28	C44RP2ES01 Quad 1/4 track combined R/P + Erase.....	£26.45
C42RPE01 Stereo combined R/P + Erase.....	£10.93	C22ES02 Twin half track erase.....	£ 4.72

SEND FOR OUR FULL CATALOGUE 25p.

MONOLITH

THE MONOLITH ELECTRONICS CO. LTD.
57 CHURCH ST., CREWKELME, SOMERSET, ENGLAND. (0424) 74321

PLEASE ENCLOSE
25p POST WITH
ORDER.

ALL PRICES
INCLUDE VAT

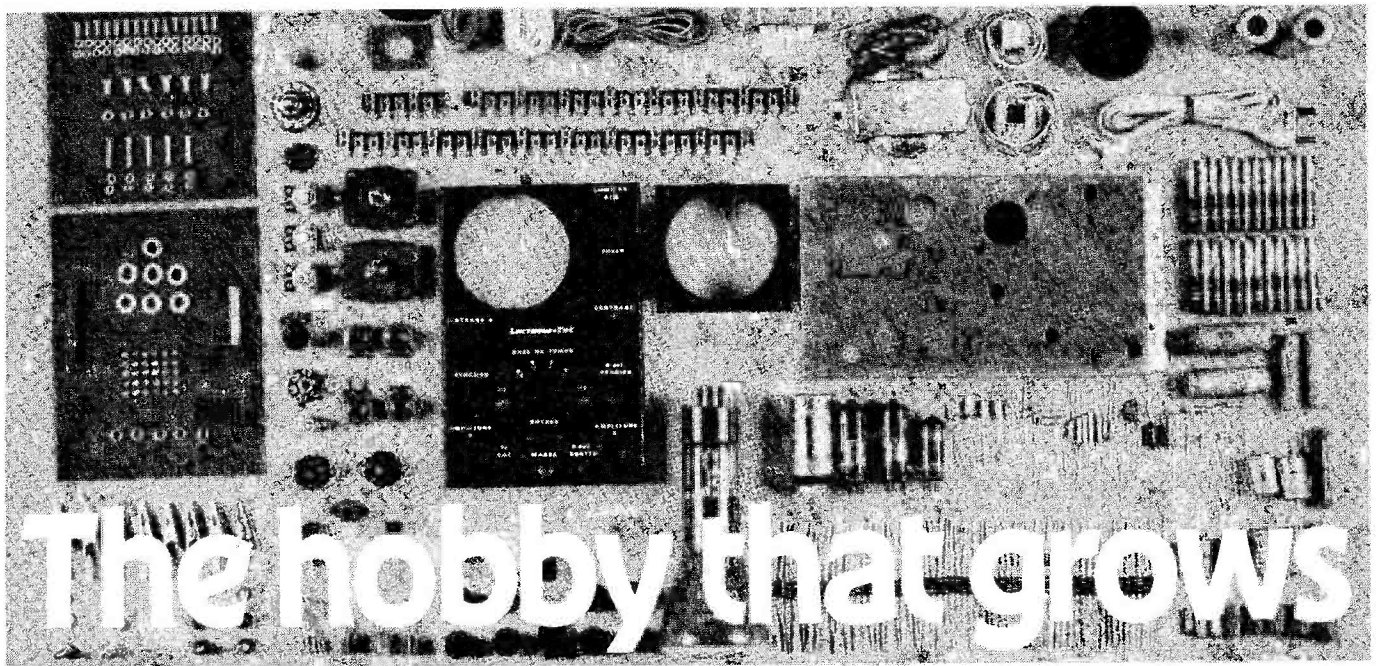
LISTEN IN ON A MILLION LIVES TONIGHT.



The Bearcat® 250 with more than 30 separate and distinct functions is designed with the professional scanner in mind. Since it's crystalless, programming 50 frequencies in infinite frequency combinations is as easy as pushing a few buttons. With its incredible "non-volatile" memory, the Bearcat 250 searches out frequencies, stores them in memory for later retrieval, and even counts transmissions by frequency. It's also a fine quartz crystal clock. The capabilities of the Bearcat 250 almost defy imagination. If you want the ultimate scanner available today, this is it.

Bearcat 250
RADIO SHACK LTD

188 BROADHURST GARDENS, LONDON NW63AY.
TELEPHONE: 01 - 624 7174. TELEX: 23718.



What you see above is a kit of parts that builds into a fully working oscilloscope.

No toy, this vital piece of functional equipment can be found in any professional electronics workshop. It is a valuable instrument of true professional quality.

By building the oscilloscope you will be taking the first steps to a rewarding hobby that knows no bounds. Each constructional stage is a complete lesson

in the basics of electronics practice and carefully designed to be understood by those with no previous knowledge. Once built, this instrument can be used to complete a course of practical study and experimentation that will reveal the secrets of printed circuitry, testing and servicing of T.V. and radio and the vast majority of electronic equipment.

Invaluable knowledge that pays big dividends. Send today for the free colour brochure and start growing a new hobby.

and grows.

1. Build an oscilloscope.

As the first stage of your training, you actually build your own Cathode ray oscilloscope! This is no toy, but a test instrument that you will need not only for the course's practical experiments, but also later if you decide to develop your knowledge and enter the profession. It remains your property and represents a very large saving over buying a similar piece of essential equipment.

2. Read, draw and understand circuit diagrams.


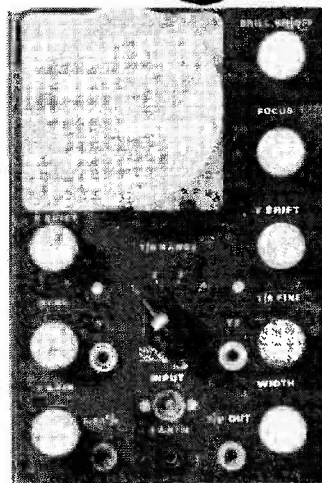
In a short time you will be able to read and draw circuit diagrams, understand the very fundamentals of television, radio, computers and countless other electronic devices and their servicing procedures.

3. Carry out over 40 experiments on basic circuits.


We show you how to conduct experiments on a wide variety of different circuits and turn the information gained into a working knowledge of testing, servicing and maintaining all types of electronic equipment, radio, t.v. etc.

4. Free Gift.

All students enrolling in our courses receive a free circuit board originating from a computer and containing many different components that can be used in experiments and provide an excellent example of current electronic practice.



Free 32 page
Colour Booklet.



WH10

NAME

ADDRESS

.....


Block Caps Please

Post now, without obligation, to:-

**BRITISH NATIONAL RADIO and
ELECTRONICS SCHOOL** P.O. Box 156, Jersey,
Channel Islands.

'WINTON'

50+50 watts, of quite extraordinary amplifier.



Why Extraordinary? Well, the P.W. WINTON is the first Amplifier for the home constructor to offer the enormous benefits of POWER MOS-FETS, and to do so at such low cost.

Power MOS-FET technology is available commercially, and the couple of Amplifiers we have seen are superb examples of the HI-FI designers art, but, and here's the bad news you will have to shell out about SIX HUNDRED POUNDS to enjoy them.

The alternative? - do it yourself, build the WINTON and when it is completed we defy anybody without ten thousand quid's worth of sophisticated lab equipment to tell the difference, but your Wallet will certainly assure you that you've made the correct choice.

What about looks? We think the slimline Burmese Teak veneered cabinet and the Brushed Aluminium fascia look superb, but we are horribly biased, besides we lie a lot too.

So! to discover the truth for yourself send a 9p stamp to T. & T. - nice people to deal with - and we'll send you a totally biased, utterly patronising, and irritatingly smug 'gen sheet (sent in plain brown wrapper, nudge nudge), or alternatively take our unashamedly Immodest word for it and send us your cheque for the best Amplifier buy of your life, or perhaps you'd rather settle for an ordinary Amp.?

The Superlative WINTON is available for your convenience packed as follows:

Pack (A) All Capacitors and Fixed Value Resistors, (inc. 7 Amp ripple Res. Caps.)	£21.93
Pack (B) Switch Bank, Switches, Potentiometers, Pre-Sets & all Knobs	£13.57
Pack (C) Printed Circuit Board (Tinned, Drilled, & Overlay Printed) & Pins	£8.28
Pack (D) Hardware Pack, consisting of precision formed & punched Chassis, Black Epoxy finish Heat Sinks, Teak Veneered Cabinet, all screws, wire, fuseholders, etc., and a super Brushed Silver Aluminium Fascia Panel.	£40.25
Pack (E) All Semiconductors, (including HITACHI POWER MOS-FETS)	£31.21
Pack (F) Special LOW HUM FIELD Toroidal Transformer	£17.61
COMPLETE KIT , of all parts necessary to build the P.W. WINTON	£130.00!

Order with complete confidence (C.V.O. only please) from:

T. & T. ELECTRONICS
Green Hayes, Surlingham Lane,
Rockland St. Mary, Norwich, NR14 7HH.

Please Allow 28 Days For Delivery.

ALL PRICES INCLUSIVE OF V.A.T. & CARRIAGE



STEREO DYNAMIC RANGE CONTROLLER CP-DR1

The CP-DR1 has two main applications: It may be used to compensate for any compression or peak limiting which may have been applied to radio broadcasts or commercial gramophone recordings and thus restore lost realism. It may also be used to make "noise free" tape recordings, as an additional 30-40 db of dynamic range can be encoded and recorded on to most cassette recorders and then decoded and recovered on replay. The unit may also be used as a compressor for listening in high noise environments (the motor car or workshop?) and for the preparation of "constant volume" background music.

CP-DR1 - £42.30 incl. (U.K.). £44.30 incl. (Export).

Also available: Pre-Amplifiers, Power Amplifiers, Filters, Peak Programme Monitors, Active Crossovers, Stereo Function Modules, Power Supplies, plus all pots, switches, etc.

MAGNUM AUDIO Ltd.

DEPT. PW9, 13 HAZELBURY CRESCENT,
LUTON, BEDS. LU1 1DF
TELEPHONE: 0582 28887
SEND LARGE S.A.E. FOR DETAILS

PROGRESSIVE RADIO

ALL ORDERS DESPATCHED BY RETURN POST

SEMICONDUCTORS. 2N5062 (100V 800mA) SCR **18p.** BX504 opto isolator **25p.** CA3130 **95p.** TBA800 **50p.** C106D 400V 2-5A SCR Cropped Heatsink **20p.**
SWITCHES. Min. toggles. SPST 8x5x7mm **52p.** DPDT 8x7x7mm **62p.** DPDT c/off 12x11x9mm **77p.** HEAVY DUTY-DPDT 240VAC 10 Amp **35p.** PUSH TYPE, push on 16x6mm **15p.** push to break version **17p.** 16 pin D.I.L. switch **40p.**
SURPLUS BOARDS. No.1 car radio IF. Board 2 transistors and IM382 I.C. I.F.'s etc., **65p.** No.2 with 11 50V 2.5 Amp SCRS, relay and various transistors. Including unijunction type **£1.75p.** No.3 with 2 BDY61 T03 transistors **45p.**
LIGHT DIMMER. Wall mounting 250VAC 800 watts max., has built in photo cell for automatic switch on when dark **£4.50p.**
RECORDING TAPE. Low noise Mylar, supplied spooled unboxed, 7" 1200' **£1.00,** 7" 1800' **£1.45p,** 10 1/2" 3,600' **£5.00.** **BLANK CASSETTES** C60 10 for **£2.75p,** C90 10 for **£3.85p.**
TAPE HEAD DEMAGNETISER, 240VAC curved probe **£2.65p.** **LOW COST 1/2" tape splicer** **£1.95p.**
TOOLS. 5 piece precision screwdriver sets, individual handles only **£1.05** set.
JUMPER TEST LEAD SETS. 10 pairs of leads with insulated crocs each end **90p.**
MURATA H0KH2 TRANSDUCERS, RX/TX **£3.50** pair.
TELEPHONE PICK UP COIL suction type with lead and plug **82p.**
MINIATURE SOLID STATE BUZZERS. 33x17x15mm, output at 3 feet 70db., 15ma drain, 4 type, 6-9-12 or 24 volts **80p.** **LOUD** 12 volt buzzer **63p.**

Cash with order please, official orders welcome from schools etc., please add 30p postage and packing. VAT inclusive. SAE for latest illustrated stock list.

31, CHEAPSIDE, LIVERPOOL L2 2DY

FIT A DIGITAL DISPLAY TO YOUR FRG7 OR SRX30.

These units come complete, with only three wires to connect. The FDU7 for the Yeasu FRG7 can be fitted in place of the KHz dial, or can be supplied for external use. (Please state when ordering) The FDU3 for the SRX30 is supplied for top of the set use only.

(Full Fitting Instructions are supplied.)

(FDU7) for FRG7 @ £44.77
(FDU3) for SRX30 @ £44.77

We also manufacture an R.T.T.Y. Converter.
The MB6R (Receive only) and the MB6R/T (Receive/Transmit).
We supply these units with single or double current loops for connection to teleprinter To Order.
T.T.L./C-MOS Logic Levels and Oscilloscope Outputs are provided. Dimensions (84X304X210).

(MB6R Double or single current) @ 77.96
(MB6R/T Double or single current) @ £83.25


(All Units are fully Guaranteed, and come complete)
(No extras needed)

(All prices inclusive of postage and V.A.T.)
(Payment by P.O., Cheque or Access)

**B. BROOKES ELECTRONICS, 69 Leicester Street,
NORWICH NR2 2DZ, ENGLAND.
Tel: 0603-24573.**

Simply ahead!

**HIGH PERFORMANCE MODULAR UNITS
BACKED BY NO-QUIBBLE 5 YEAR GUARANTEE**



Of all the purpose-built power amplifier modules by I.L.P., the HY50 is understandably the most popular with those wanting to build or up-grade a hi-fi system, run a small high quality P.A. system, amplify a musical instrument (say for practise or small range use) or use it for lab work. Its useful 30 watts RMS output into 8 ohms, its rugged construction and freedom from heatsink worries make HY50 the ideal all-purpose quality power amp – and it is unconditionally guaranteed for five years. Tens of thousands are in use throughout the world.

... and a spec that means just what it says!

Encapsulated power amp with integral full-rated heatsink.

Input – 500mV
Output 30 watts RMS/8Ω
Load Impedance – 4 to 16Ω
Distortion – 0.04% from 100mW to 25 watts at 1KHz/8Ω
Supply Voltage – ±25V. Size 105 × 50 × 25mm
Inc. V.A.T. and postage in U.K.

£8.33

Nothing has been overlooked in the design and manufacture of I.L.P. Modular Units. Heavy duty heatsinks, encapsulated circuitry, no-compromise production standards and true professional finish ensure world leadership for I.L.P. Now we have up-graded output ratings and down-graded prices to bring I.L.P. within easier reach of all who want the best.

New production techniques enable us to reduce prices apart from VAT by an average of 20%, making I.L.P. a better buy than ever.

Guaranteed 7 days despatch on all products

USE OUR FREE POST SERVICE for sending your orders, requests for information sheets etc. Simply address envelope.

NO STAMPS REQUIRED.

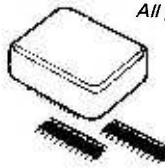


FREEPOST 1
Graham Bell House, Roper Close, Canterbury, Kent CT2 7EP
Phone (0227) 54778 Telex 965780

**I.L.P. POWER AMP
MODEL HY50**

OTHER UNITS IN THE RANGE

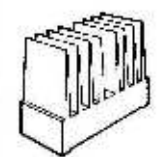
All prices inc. V.A.T. & Postage in the U.K.



HY5 PRE-AMPLIFIER

Compatible with all I.L.P. power amps. and P.S.U.'s. In a single pack, needs external pots and switches. Multi-function equalization. 5 inputs. High overload margin. Active tone controls. 500 mV out. Distortion at 1 KHz – 0.01%.

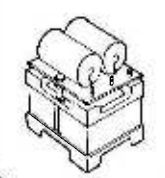
Two connect easily for stereo. **£5.34**



THE POWER AMPS

With heatsinks, full load line and thermal protection. Distortion typically 0.05% at 1 KHz.

HY120 60 Watts RMS/8Ω 114 × 50 × 85mm **£17.48**
HY200 120 Watts RMS/8Ω 114 × 50 × 85mm **£21.21**
HY400 240 Watts RMS/4Ω 114 × 100 × 85mm **£31.83**



THE POWER SUPPLY UNITS

(Split line outputs to suit I.L.P. power amps and HY5)

PSU50 for 1 or 2 × HY50 **£9.32**
PSU70 for 1 or 2 × HY120 **£15.65**
PSU90 for one HY200 **£15.65**
PSU180 for one HY400 or 2 × HY200 **£26.47**

Information sheets on application –
Use our FREEPOST Service to order with

★ NO CHANGE IN OUR BASIC PRICES

Please supply
Total Purchase Price
I Enclose Cheque Postal Orders Please debit my
Access/Barclaycard A/c No.....
Name
Address
Signature

Reg. Bus. No. 1032630 Eng.

FP 1/9

Beat VAT with VAO (Value added offers) from G3CED

Although we have had to increase our VAT (15%) and carriage paid (and insured) inclusive prices, we've come up with Valued Added deals on both existing lines AND on the larger range of equipment we can supply.

TRANSCEIVERS RECEIVERS

(with or without World Record beating Partridge VFA antenna)

TRANSCEIVERS

Here's our 10-1 VAO - send us just 4 9p stamps (36p) for the latest YAESU fully illustrated Catalogue and this comes to you with your VAO CREDIT VOUCHER worth £3.60 for your eventual TRANSCEIVER purchase. Or a couple of stamps brings you the FT1012, Atlas or Swan leaflets.

Here's a short list of transceiver equipment now available - prices on request.

ATLAS RX III., ATLAS RX 110., ATLAS TX 110L., FT901 DM., FT901ID., FT901DE., FT101Z., FT101ZD., FT7D., FT 202R., FT7B., LINEAR FL 2100B, QTR 24, SWAN ASTRO 150 FT225R., FT 225RD., FT227RB.

VALUE ADDED OFFER/2

Include a Joystick 5-30 m/cs 500w.p.e.p. Antenna System "J", as part of your transceiver order - system will only cost £40.50 inclusive! SAVING £13.50!!!

RECEIVERS - PACKAGE DEALS

VALUE ADDED OFFER/3

VAT is up but we've increased savings on packages from £14.15 to £21.45! Complete Radio Stations, all cables, headphones, Joystick System A antenna - ON THE AIR IN SECONDS!

SUPER PACKAGE R.1.

Features FRG7 RX **£240.80**

SUPER PACKAGE R.2.

Features the "ROLLS" FRG 7000. **£409.00**

RECEIVERS ONLY

FRG7 **£204.40** FRG 7000 **£372.60**

JOYSTICK ANTENNA SYSTEMS

SYSTEM "A" 200w p.e.p. or for the SWL **£48.55**

SYSTEM "J" 500w p.e.p. Improved "Q" on receive **£54.00**



Just telephone your card number - 0843 62535 (ext 5) or 62839 (after hours) or write for details as described in the Value Added Offers or 9p for general literature. Prices correct as at the press.


5 Partridge House, Prospect Road, Broadstairs, CT10 1LD (callers by appointment).

G3CED
G3VFA



J. BIRKETT Radio Component Suppliers 25 The Strait, Lincoln LN2 1JF


SILICON BRIDGE ASSEMBLIES 100 PIV 1 amp e 20p. 200 PIV 4 amp e 60p, 50 PIV 20 amp e £1.30.
WIDE BAND I.C. AMPLIFIERS 10 to 150 MHz untested with data e 5 for 60p.
MULLARD SEMI-AIRSPACED TRIMMERS 2 to 8pf or 2 to 20pf e 15p each.
MIDGET AIRSPACED TRIMMERS 20pf e 10p each.
MINIATURE AIRSPACED TRIMMER DIFFERENTIAL TYPE 10 x 10pf e 22p.
VHF TRANSISTORS AF 239 e 50p, 2N 5175 e 50p, 2N 5180 e 50p.
BFY 80 e 60p, MULLARD STRIPLINE BF 362 e 25p.
SOLDER-IN FEED THRU CAPACITORS 6-8pf, 300pf, 1000pf. All 20p doz.
VHF-UHF STRIPLINE FET 2N 4417 with data e £2.20 each.
3/16" COIL FORMERS WITH CORE at 6 for 25p.
IRON CORED L.F. CHOKE 2 MH 4 amp for 50p (P&P 20p).
ALLOY DIE CAST BOXES 6" x 3-3/16" x 2" e £1.15, 3 for £2.85.
AIRSPACED BUTTERFLY PRE-SET VARIABLES Spindles easily extended. 25 x 25pf e 50p, 38 x 38pf e 60p, 38 x 38pf. Wide spaced e 65p.
CERAMIC RIBBED COIL FORMERS 1/2" Dia. 1 1/2" L. approx. e 25p.
50 PLASTIC BC 107-8-9 TRANSISTORS untested e 60p.
50 PLASTIC PNP TRANSISTORS untested e 60p.
100 MULLARD C280 CAPACITORS assorted e 75p.
200 1/2, 1/4 watt RESISTORS assorted Values e 75p.
TBA 120S F.M. I.C.'s untested with data 6 for 60p.
50 OC 71 TRANSISTORS untested for 75p.
VHF TUBULAR TRIMMERS 6pf at 10p each.
DUAL GATE MOS FETS LIKE 40673 e 33p, 4 for £1.10.
DIVIDE BY 2 300 MHz COUNTERS with data e 65p.
DIVIDE BY 4 150 MHz COUNTERS with data e 65p.
X BAND GUNN DIODES CX111A e £3 each.
VARIABLE CAPACITORS 25 x 25 x 25pf at 75p.
TWO METRE 144 MHz 10X TYPE CRYSTALS 8010 KHz e 40p.
2 GHz STRIPLINE NPN TRANSISTOR e £1 each.
SPECIAL LOW NOISE 5 GHz NPN TRANSISTOR with data e £3 each.
10-7 MHz CRYSTAL FILTERS BW ± 7.5 KHz e £5 each.
ERIE RED CAP MINIATURE .01uf 100v.w. e 5p each.
50 AC 128 TRANSISTORS Branded but untested e 60p.
BOOKS. By G. Dobbs. "Practical Test Equipment" e 75p. "Simple Short Wave Receiver" e 60p. "Practical Electronic Projects" e 75p. The Three for £1.60.
1uf 25v.w. MINIATURE ELECTROLYTICS at 6 for 25p.
ELECTRET MICROPHONE INSERTS with Fet Pre-Amp e £1.85.
300 ohm MICROPHONE INSERTS YA 8548 e 50p each.
VARIABLE CAPACITORS Direct Drive 5pf e 75p, 10pf e 75p, 125+125pf e 60p, 100+200pf e 60p, With S.M. Drive. 200+300pf e 60p, 250+250+20+20+20pf e 75p, 500+500+25+25pf e 60p.
MINIATURE ROTARY SWITCHES 3 Pole 3 way e 40p, 1 Pole 10 way 2 Bank e 40p, 1 Pole 11 way 2 Bank e 50p.
MAINS TRANSFORMERS 240 volt input. Output 24 volts Tapped at 14 volt 1 amp e £1.30 (P&P 25p), Type 2. 30-0-30 volt 500 mA e £1.30 (P&P 25p).
VERNITRON FM 4 10-7 MHz FILTERS e 50p, 3 for £1.
 Please add 20p for post and packing, unless otherwise stated, on U.K. orders under £2. Overseas postage at cost.




TUAC

TRANSISTOR UNIVERSAL AMPLIFICATION CO. LTD.
 PHONE 01-672 3137/872 9080
 MANUFACTURERS OF QUALITY AMPLIFICATION AND LIGHTING CONTROL SYSTEMS

NEW FROM TUAC



TD500



TD150

7" x 9" x 1 1/4" ULTRA QUALITY HIGH POWER 5" x 5" x 2" New D.C. Coupled Design AMPLIFIERS

Featuring—Electronic Short Open and Thermal Overload Protection.
Brief Spec.—Input Sensitivity 0.775 v. R.M.S. (O.D.B.) at 25K Ohms, Frequency Response 20 Hz - 20 KHz. T.H.D. at full power 0-1%. Hum and Noise—100 dB Relative full output.

T.D. 500 300W into 2 Ohms. 220W into 4 Ohms. 140W into 8 Ohms.	£47.95
Power supply P.S.300	£31.95
T.D.150 150W into 4 Ohms. 100W into 8 Ohms.	£27.95
Power supply P.S. 150	£21.00
T.D. 150 60 Version 60W into 8 Ohms. 40W into 15 Ohms.	£21.00
Power supply P.S.60	£16.50

Note—P.S. 300 will drive 2 T.D. 150 amplifiers
 All output ratings are R.M.S. continuous sine wave output.

TO ORDER BY POST
 Make cheques/P.O.s payable to TUAC LTD., or quote Access/Barclay Card No. (We accept holders phone orders 01-672 9080)

Post to
TUAC LTD., 119 CHARLMONT ROAD, LONDON SW17 9AB.
 Send stamp for our free 28 page catalogue of LIGHTING & AMPLIFIER MODULES, etc.

**QUARTZ LCD
5 Function**

Hours, mins, secs., month, date, auto calendar, back-light, quality metal bracelet.

£6.65

Guaranteed same day despatch.
Very slim, only 6mm thick.




M1

**SOLAR QUARTZ
LCD 5 Function**

Genuine solar panel with battery back-up. Hours, mins., secs., day, date. Fully adjustable bracelet. Back-light. Only 7mm thick.

£8.65

Guaranteed same day despatch.



M2

**QUARTZ LCD
11 Function** SLIM CHRONO

6 digit, 11 functions. Hours, mins., secs., day, date, day of week. 1/100th, 1/10th, secs., 10X secs., mins. Split and lap modes. Back-light, auto calendar. Only 8mm thick. Stainless steel bracelet and back. Adjustable bracelet. Metac Price

£10.65 Thousands sold! Guaranteed same day despatch.



M3

**QUARTZ LCD
ALARM 7 Function**

Hours, mins., secs., month, date, day. 6 digits, 3 flags plus continuous display of day and date or seconds. Back-light Only 9mm thick.

£12.65

Guaranteed same day despatch.



M4

**MULTI ALARM
6 Digits 10 Functions**

- * Hours, mins., secs.
- * Months, date, day.
- * Basic alarm.
- * Memory date alarm.
- * Timer alarm with dual.
- * Time and 10 country zone.
- * Back-light.
- * 8mm thick.

£18.65



M5

**FRONT-BUTTON
Alarm Chrono
Dual Time**

6 digits, 5 flags, 22 functions. Constant display of hours and mins., plus optional seconds or date display. AM/PM indication, month, date. Continuous display of day. Stop-watch to 12 hours 59.9 secs., in 1/10 second steps. Split and lap timing modes. Dual time zones. Only 8mm thick. Back-light. Fully adjustable open bracelet. Guaranteed same day despatch

£22.65



M6

**SOLAR QUARTZ LCD
Chronograph with Alarm**

Dual Time Zone Facility

6 digits, 5 flags, 22 functions. Solar panel with battery back-up. 6 basic functions. Stop-watch to 12 hours 59.9 secs., in 1/10 sec., steps. Split and lap timing modes. Dual time zones. Alarm, 9mm thick. Back-light. Fully adjustable bracelet.

£27.95



M7

**ALARM CHRONO
with 9 world time zones**

- * 6 digits, 5 flags.
- * 6 basic functions.
- * 8 further time zones.
- * Count-down alarm.
- * Stop-watch to 12 hours 59.9 secs.
- * in 1/10 sec. steps.
- * Split and timing modes.
- * Alarm.
- * 9 mm thick.
- * Back-light.
- * Fully adjustable bracelet.

£29.65



M8

**SOLAR QUARTZ LCD
Chronograph**

Powered from solar panel with battery back-up. 6 digit, 11 functions. Hours, mins., secs., day, date, day of week. 1/100th, 1/10th, secs., 10X secs., mins. Split and lap modes. Back-light, auto calendar. Only 8mm thick. Stainless steel bracelet and back. Adjustable bracelet. Metac Price

£12.65

Guaranteed same day despatch.



M9

SEIKO Alarm Chrono

LCD, hours, mins., secs., day of week, month, day and date 24 hour Alarm, 12 hour chronograph, 1/10th secs., and lap time. Back light, stainless steel, HARDEX glass.

List Price £130.00
METAC PRICE

£105.00



M10

**SEIKO MEMORY
BANK**

Calendar watch M354 Hours, mins., secs. Month, day, date in 12 or 24 hour format all indicated continuously. Monthly calendar display month, year and all dates for any selected month over 80 year period. Memory bank function. Any desired dates up to 11 can be stored in advanced. 2 year battery life. Water resistant.

List Price £130
Metac Price **£79.50**



M11

**SEIKO-STYLE
Dual time-alarm
Chronograph**


Mineral glass face. Battery hatch for DIY battery replacement. Top quality finish with fully adjustable bracelet.

£35.00



M12

**HANIMEX
Electronic
LED Alarm Clock**



Features and Specification
Hour minute display. Large LED display with p.m. and alarm on indicator. 24 Hours alarm with on off control. Display flashing for power loss indication. Repeatable 9-minute snooze. Display bright dim modes control. Size 5.15" x 3.93" x 2.36" (131mm x 111mm x 60mm) Weight 1.43 lbs (0.65 kg) AC power 220V.

£9.65 Thousands sold!
Mains operated.

Guaranteed same day despatch.

M13

**HANIMEX portable
LED clock radio**



- * Time set & alarm controls.
- * Snooze & sleep controls.
- * Wake to music or alarm.
- * AM/PM indicator.
- * Battery operated. No plug required.
- * Receives all standard AM radio broadcasts.
- * Drawstring carrying case included.
- * Back-light.
- * Batteries supplied free.
- * Quartz crystal controlled.

£17.95

M14

**QUARTZ LCD
Ladies 5 Function**

Only 25 x 20mm and 6mm thick. 5 function. Hours, mins., secs., day, date and back light and auto calendar. Elegant metal bracelet in silver or gold. State preference.


£9.95

Guaranteed same day despatch.



M15

**Price breakthrough
only
£18.95**



OUTSTANDING FEATURES

- * **DUAL TIME.** Local time always visible and you can set and recall any other time zone (such as GMT). Also has a light for night viewing.
- * **CALENDAR FUNCTIONS** include the date and day in each time zone.
- * **CHRONOGRAPH/STOPWATCH** displays up to 12 hours, 59 minutes, and 59.9 seconds.
- * On command, stopwatch display freezes to show intermediate (split/lap) time while stopwatch continues to run. Can also switch to and from timekeeping and stopwatch modes without affecting either's operation.
- * **ALARM** can be set to anytime within a 24 hour period. At the designated time, a pleasant, but effective buzzer sounds to remind or awaken you!



Guaranteed same day despatch. **M16**

HOW TO ORDER

Payment can be made by sending cheque, postal order, Barclay, Access or American Express card numbers. Write your name, address and the order details clearly, enclose 30p for post and packing or the amount stated. We do not want to clear your cheque before sending the goods so this will not delay delivery. All products carry 1 year guarantee and full money back 10 day reassurance. Battery fitting service is available at our shops. All prices include VAT.

Trade enquiries: Send for a complete list of trade prices - minimum order value £100
Telephone Orders: Credit card customers can telephone orders direct to Daventry or Edgware Rd., 24 hour phone service at both shops 01-723 4753 03272-78545.

CALLERS WELCOME
Shops open 9.30 - 6.00.

Metac ELECTRONICS & TIME CENTRES

North & Midlands
67 High Street, DAVENTRY
Northamptonshire
Telephone: 03272 78545

South of England
327 Edgware Road
LONDON W.2
Telephone: (01) 723 4753

ENGINEERS

FREE



YOURSELF FOR A BETTER JOB WITH MORE PAY!

Do you want promotion, a better job, higher pay? 'New opportunities' shows you how to get them through a low-cost, Home Study Course. There are no books to buy and you can pay as you learn.

This easy to follow GUIDE TO SUCCESS should be read by every ambitious engineer. Send for this helpful 44-page free book NOW! No obligation, nobody will call on you. It could be the best thing you ever did.

CHOOSE A BRAND NEW FUTURE HERE



CUT OUT THIS COUPON
Tick or state subject of interest.
Post to address below.

- Electrical & Electronics, Practical Radio & Electronics, Electronic Engineering Certificate, General Elect. Eng. Certificate, C. & G. Elect. Installations, Elect. Install. & Work, C. & G. Elect. Technicians, RADIO & TELECOMMUNICATIONS, Colour TV Servicing, C. & G. Telecoms. Technician's Cert., C. & G. Radio, TV & Electronics Mech. Cert., Radio & TV Engineering Course, Radio, Servicing & Repairs, Painting & Decorating, MECHANICAL, A.M.S.E. (Mech.), AUTO & AERO, Motor Mechanics, Inst. Engineers & Technicians, General Mech., Eng., Maintenance Engineering, A.M.I.M.I., Welding, Air Registration Board Certs., M.A.A./I.M.I. Dip., MANAGEMENT & PRODUCTION, Computer Programming, Inst. of Cost & Managements Accts., DRAUGHTSMANSHIP & DESIGN, General Draughtsmanship, A.M.I.E.D., Electrical Draughtsmanship, CONSTRUCTIONAL, Heating, Ventilating & Air Conditioning, Architectural Draughtsmanship & Design, L.I.O.B., Carpentry & Joinery, Plumbing Technology, General Building



G.C.E.
-58 '0' & 'A' Level Subjects
-over 10,000 Group Passes!

Aldermaston College

Dept. TPW 24, Reading RG7 4PF

also at our London Advisory Office, 4 Fore Street Avenue, London EC2Y 9DT. Tel. 628 2721.

NAME (Block Capitals)
ADDRESS
Postcode
Other subjects of interest. Age

Accredited by C.A.C.C. Member of A.B.C.C.

HOME OF BRITISH INSTITUTE OF ENGINEERING TECHNOLOGY

ASTRA-PAK
92 GOLDSTONE ROAD
WHYTELEAF SURREY CR3 0EB
Table with multiple columns of technical data including part numbers, quantities, and descriptions.

Audio's Growing Edge

The AUDIO AMATEUR Magazine, the USA's 64-80-page quarterly now in its tenth year, is dedicated to the interests of the do-it-yourself audiophile. TAA's tested articles range from simple peak overload indicators to 40W class A amplifiers to hand-made electrostatic speakers with their own hybrid power amps which drive the panels directly from output tube plates. Heil type drivers, transmission lines, modular mixers, equipment modifications, new IC designs, preamps developed at the Berkeley (Calif.) Space Sciences Lab are all part of this journal of fresh audio ideas.

Subscribe now on a satisfaction guaranteed basis or send for a FREE descriptive folder.

Fill in the coupon, enclose cheque, postal order or Access card authorization payable to The Audio Amateur and send to TAA, Dept O19 Leazings, Leafield, Oxford OX8 5PG.
I want to know more. I enclose 75p + 25p postage for a sample copy of TAA.
Send your free prospectus.
Name
Street
Town County Post Code

*Rates for areas outside the U.K. available from the head office: TAA, P.O. Box 176, Peterborough NH 03458 USA

Head Office and Warehouse
44A WESTBOURNE GROVE
LONDON W2 5SF
Tel: 727 5641/2/3

Z & I AERO SERVICES LTD.

Reg No. 242 1255 03

Please send all correspondence and Mail-Orders to Head Office

Retail Shop
85 TOTTENHAM COURT ROAD
LONDON W1
Tel: 580 8403
Open all day Saturday

A SELECTION FROM OUR STOCKS OF FULLY GUARANTEED FIRST QUALITY VALVES

1B3GT 0-86	6AX4GTB 1-15	6CY5 1-15	12A17 0-57	ECF201 1-03	EM87 1-15	PCF806 1-15	PL802 3-22	UCC84 0-86
1R5 0-57	6AX5GT 1-49	6CY7 1-15	12A18 0-75	ECF801 1-09	EY81 0-63	PCL81 0-75	PY81 0-81	UCC85 0-89
1X2B 1-38	6BA6 0-52	6DQ6B 1-67	12A19 0-54	ECF802 1-09	EY87 0-57	PCL82 0-82	PY82 0-82	UCF80 0-86
5AT8 0-92	6BE6 0-55	6DT6 0-92	12AV6 0-98	ECH42 1-27	EY88 0-63	PCL84 0-86	PY83 0-81	UCH42 1-15
5T4 0-86	6BF5 0-98	6DT8 0-92	12AV7 1-16	ECH81 0-83	EY500A 0-73	PCL86 0-98	PY88 0-86	UCH81 0-75
5U4G 0-69	6BF6 0-65	6DW4 1-03	12AX7 0-63	ECH200 0-92	EZ80 0-57	PCL805 0-92	PY500A 1-73	UCL81 0-81
5UR 0-86	6BG6G 1-49	6ES5 1-15	12AY7 0-98	ECL80 0-89	EZ81 0-57	PD510 3-86	U25 1-15	UCL82 0-86
5V4G 0-69	6BH6 0-98	6EV5 1-73	12BA6 0-75	ECL81 0-86	GY501 1-03	PL36 1-27	U26 1-15	UCL83 0-92
5X4G 0-92	6BJ6 1-38	6EW6 0-92	12BF6 0-77	ECL82 0-69	GZ30 0-75	PL81 0-81	UABC80 0-86	UF41 1-15
5X8 1-03	6BJ7 0-75	6GH8A 0-92	12BH7A 0-86	ECL83 1-33	GZ32 0-75	PL82 0-83	UAF41 0-92	UF80 0-87
5Y3GT 0-75	6BK4B 0-61	6GK5 0-81	12BL6 0-81	ECL84 0-81	GZ33 4-38	PL83 0-57	UBC41 0-81	UF85 0-57
5Z4GT 0-75	6BN4A 1-03	6GK6 1-03	12BQ6 1-03	ECL85 0-75	KT66 7-42	PL84 0-86	UBC81 0-86	UL84 0-86
6AB7 0-69	6BN6 0-92	6J4 1-38	12BY7A 0-92	ECL86 0-98	KT88 8-28	PL604 1-38	UBF80 0-89	UM80 0-89
6AC7 0-92	6BQ7A 0-81	6JS5GT 0-92	12CU6 1-03	EF80 0-46	OA2 0-75	PL508 1-82	UBF89 0-89	UM81 0-86
6AD8 0-69	6BR8A 1-38	6J6 0-63	19A05 0-86	EF85 0-55	OA3 0-86	PL509/519 2-87	UBL21 1-03	UM84 0-82
6AF4A 0-92	6BS7 2-65	6K5GT 0-86	19B66G 0-57	EF86 0-89	OB2 0-81			
6AG5 0-75	6BU8 0-98	6K6GT 0-98	35A3 0-81	EF92 1-16	OB3 0-86			
6AG7 0-98	6BW7 1-15	6L6GT 1-27	35B3 0-75	EF97 0-81	OC2 1-61			
6AH6 1-09	6BZ6 0-75	6N7GT 0-98	35C5 0-98	EF98 1-03	OC3 0-98			
6AJ5 0-75	6BZ7 0-81	6Q7 1-03	50C5 1-16	EF183 0-81	OD3 0-86			
6AK5 0-63	6C4 0-63	6SA7 0-92	50CH5 0-98	EF184 0-81	PABC80 0-52			
6AK6 0-86	6C5GT 0-69	6SG7 0-92	DAF96 0-69	EF1200 1-84	PC86 1-03			
6AK7 0-98	6C6 0-57	6SK7 0-92	DF96 0-69	EH90 9-89	PC88 1-03			
6AL5 0-46	6C8G 0-69	6SL7GT 0-81	DK92 1-16	EL33 2-87	PC86 0-67			
6AM6 1-38	6C8E 0-63	6SN7GT 0-81	DL96 0-81	EL36 1-73	PC97 1-09			
6AM8 0-81	6C7 0-81	6S07 0-92	ECC84 0-69	EL81 0-82	PC900 1-15			
6AN5 2-87	6CG8A 0-86	6SR7 0-92	ECC85 0-55	EL82 0-89	PC84 0-67			
6AN6 0-98	6CM7 0-92	6V6GT 0-92	ECC86 1-44	EL83 0-69	PC85 0-69			
6AD5 0-98	6CN7 1-38	6X4 0-81	ECC88 0-38	EL84 0-75	PC88 0-75			
6AS6 1-15	6CD8 0-86	6X5GT 0-69	ECC89 0-92	EL86 0-86	PC89 0-86			
6AS7G 1-38	6CS7 0-98	6X8 0-92	ECC189 0-82	EL95 0-81	PCC189 1-15			
6AT6 0-86	6CU5 1-15	12A6 0-69	ECF80 0-69	EL504 0-49	PCF80 0-98			
6AU6 0-57	6CU6 1-15	12AL5 0-75	ECF82 0-63	EM80 0-75	PCF82 0-52			
6AV6 0-86	6CW4 4-05	12AQ5 0-69	ECF86 0-92	EM81 0-69	PCF84 0-75			
6AW8A 0-86	6CX8 1-15	12AT6 0-69	ECF200 1-03	EM84 0-69	PCF86 0-86			

OSCILLOSCOPE TUBES

current production. Made in USSR

One inch Tube Type 3L0 11. This tube is a good replacement for 1CP31. Tube characteristics are identical with those of 1CP31. As the connections are different the tube is supplied complete with base, connection diagram and technical data **£12.00 plus £1.80 VAT. Three-inch tube Type 3BP1.** This well known tube used in "PURBECK" Oscilloscope can be supplied for **£7.50 plus £1.12 VAT.** 14-pin base for the above **£0.80 plus £0.12 VAT.**

Prices are inclusive of VAT (at current rates) except where shown separately. Postage and packing charges are **£0.15** per £ subject to a minimum of **£0.40.** Minimum order charge for Approved Credit customers **£20.00.** Minimum Transaction Charge for mail orders **£1.00.**

OUR NEW 1978/1979 CATALOGUE IS NOW READY AND WILL BE SENT ON RECEIPT OF REMITTANCE FOR £0-30

BI-PRE-PAK

NICKEL-CADMIUM BATTERIES AT LESS THAN HALF-PRICE



BY A WORLD-FAMOUS MANUFACTURER IN 5 VALUABLE SIZES

BRAND NEW & GUARANTEED

Type	Capacity in mAh	Voltage	Charge Rate mA/12 hrs	Size in mm dia. x Thickness	Our price inc. 15% VAT
NC20	200	1.24	20	24.8 x 7.4	45p
NC28	280	1.24	28	34.4 x 5.3	60p
NC50	500	1.24	50	34.3 x 9.5	80p
NC90	900	1.24	90	50.5 x 8.3	£1.20
NC175	1750	1.24	175	50.7 x 14.9	£1.75

- High capacity for very small size
- Wide temperature operating range
- Low internal resistance
- Very simple charging circuit required
- INDEFINITE SHELF LIFE
- Ideal for portable & emergency equipment, instruments, radio control, etc.

TO ORDER

Please send cash with order. Minimum order £3.00 plus 30p p/p in U.K. Orders over £10 carr. paid U.K. All prices inc. VAT. To pay by ACCESS or BARCLAYCARD simply let us have your account number when ordering.

TRADE ENQUIRIES INVITED

[PW1] 222-224 West Road
Westcliff-on-Sea, Essex
SS0 9DF
Telephone 03708 5543

BI-PRE-PAK LTD.

SOUTHERN VALVE CO.

Telephone 01-440/8641

SECOND FLOOR, 8 POTTERS ROAD,
NEW BARNET, HERTS.
NO CALLERS PLEASE MINIMUM ORDER 80p

Some leading makes available. VAT invoices issued on request.

BVA valves do NOT carry any guarantee. Enquire prices.

Some Mullard Mazda available at extra cost.

NOTE: PLEASE VERIFY CURRENT PRICES. Correct only at time of going to press.

DV86/7 57p	EF86 57p	GY501 1.47	PCF802* 86p	PL36 1.26	PY500A 1.90
DY802 57p	EF89 70p	PC86 84p	PCF805 1.90	PL81A 73p	UBF89 52p
ECC81 62p	EF183 57p	PC88 84p	PCF806 78p	PL83 48p	UCC85 57p
ECC82 66p	EF184 57p	PC97 78p	PCF808 1.90	PL84 52p	UCH81 63p
ECC83 66p	EH90 60p	PC900 68p	PCL82 68p	PL500 1.26	UCL82 78p
ECC85 55p	EL34 2.05	PCC84 37p	PCL83 2.00	PL504 1.15	UCL83 89p
ECH81 58p	EL84 54p	PCC85 55p	PCL84 73p	PL508 1.80	UF89 57p
ECH84 39p	EL509 2.25	PC889 52p	PCL85 89p	PL508 1.80	UL41 84p
ECL80 54p	EH84 95p	PCC189 57p	PL85 89p	PL519 2.34	UL84 95p
ECL82 68p	EY86-7 50p	PCF80 84p	PCL86 89p	PL802* 2.30	UY85 63p
ECL86 78p	EY500A 1.75	PCF86 63p	PCL200 1.62	PY88 84p	U25 63p
EF80 43p	EZ80 45p	PCF200 1.68	PD500 2.85	PY500 75p	
EF85 47p	EZ81 47p	PCF801 63p	PL200 1.80	PY801 75p	

Some day postal despatch. CWO ONLY. No C.O.D. or CREDIT Cards. MANY OTHERS AVAILABLE
Post free over £25. £6 to £25—80p lmax.)


Items in stock at time of going to press but subject to possible market fluctuations

STOP PRESS! One valve post 15p, each extra valve 6p. Large valves 2p each extra.

STOCKISTS UHF "WIDE BAND MAX 75p. LISTS AND ENQUIRIES. S.A.E. PLEASE!

"MICRO" AERIAL! ALL PRICES INCLUDE VAT @ 15%. E240/41. 84p each

SIZE 1 1/2" x 3" only £3.70p incl. ENQUIRIES WELCOMED FROM TRADE AND RETAIL (same prices)



Model 146
**VERY LOW
DISTORTION (.0015%)
AUDIO SIG.
GENERATOR**

Based on
J. Linsley Hood design (W.W.)

£36.00
(Kit. £31.00) + tax 15%


Low cost version, AOI13 (.02% dist.) £27.50 (Kit. £23). Other instruments include Millivoltmeter, Tachometer, Noise level meter, Distortion Analyser, F.M. Sig. Gen. Crystal Frequency Standard. KEF Speaker Units. Send S.A.E. for lists. VAT extra 15%. Post/Pkg. £1.50.

TELERADIO ELECTRONICS

325 Fore Street, Edmonton N.9. 01-807 3719

Closed all day Thursday

Vega are long on Short Wave Value



Vega 206 Superhet portable receiving long and medium waves plus 6 short-wave bands: 150-60m (2-5mHz); 60-40m (5-7.5mHz); 32.35-24.8m (9.3-12.1mHz); 19.85-19.4m (15.1-15.45mHz); 16.95-16.75m (17.7-17.9mHz); 14-13.8m (21.45-21.75mHz). Intermediate frequency: 465kHz. Rated Output: 150mW. Circuitry comprises 12 semi-conductors including voltage stabilising diode, plus turret waveband selector, treble control, inbuilt ferrite rod aerial for med and long waves, 7-section telescopic antenna for short waves. Sockets for: line aerial, 9v DC external power source, tape-recorder, earphone or extension loudspeaker. Dimensions: 229x297x105mm. Weight: 2.7kg (6lb) without batteries. **Price: £24.15 inc VAT.**




Vega Spidola 250 Superhet portable receiving VHF/FM, long, medium and 6 short-wave bands: 150-60m (2.0-5.0mHz); 60-40.5m (5.0-7.4mHz); 31.6-30.7m (9.5-9.78mHz); 25.7-24.8m (11.7-12.1mHz); 19.85-16.75m (15.1-17.9mHz); 14-13.8m (21.45-21.75mHz). Intermediate frequency: 465kHz. Rated Output: 800mW. Circuitry includes 23 semi-conductors, independent bass and treble tone controls, automatic frequency control. Battery condition/tuning meter. Inbuilt ferrite rod aerial for long and medium waves. 8-section telescopic swivelling antenna for VHF/FM and short waves. Sockets for: line aerial, 9v DC external power source, tape recorder, earphone or extension speaker. Dimensions: 250x365x105mm. Weight: 3.4kg (7.5lb) without batteries. **Price: £34.79 inc VAT.**

Note: prices shown are rec retail. You may find lower prices locally.

Vega value is convincingly demonstrated in the superb short-wave coverage of the 206, Spidola and Selena models: no less than six short-wave bands on the 206 and Spidola, five (including "trawler" bands) on the Selena. Engineered in the USSR to the highest electronic standards, these powerful portables – and the other models in the range – give you top performance (for complete "home" listening too) and reliable service at competitive prices.

Vega Selena 210/2 MB


Superhet portable receiving VHF/FM, long, medium and 5 short-wave bands: 19.85-19.4m (15.1-15.45mHz); 25.8-24.8m (11.7-12.1mHz); 31.6-30.7m (9.5-9.77mHz); 50.4-41.0m (5.95-7.3mHz); (marine) 186.9-76.0m (1.605-3.95mHz). Intermediate frequency: 465kHz. Rated Output: 500mW (max. 750mW) 31 semi-conductor circuitry. Independent bass and treble tone controls. Automatic frequency control. Built-in mains convertor. Sockets for: line aerial, earth, tape-recorder, earphone or extension speaker. Inbuilt ferrite rod aerial for long and med waves. 8-section telescopic swivelling antenna for VHF/FM and short waves. Battery condition/tuning meter. Dimensions: 370x250x115mm. Weight: 4.08kg (9lb) without batteries. **Price: £39.34 inc VAT.**



See these and the other fine Vega radios right away. Ask us to send you the Vega Radios colour brochure.



Imported, Distributed and Guaranteed by Technical & Optical Equipment (London) Ltd., (Dept. PR1) Zenith-House, The Hyde, Edgware Road, London, NW9 6EE. Tel: 01-200 6505



VEGA

programmed for value

Technical Training in Radio, Television and Electronics

ICS have helped thousands of ambitious people to move up into higher paid, more secure jobs in the field of electronics—now it can be your turn. Whether you are a newcomer to the field or are already working in the industry, ICS can provide you with the specialised training so essential to success.

Personal Tuition and Guaranteed Success

The expert and personal guidance by fully qualified tutors, backed by the ICS guarantee of tuition until successful is the key to our outstanding record in the technical training field. You study at the time and pace that suits you best and in your own home. In the words of one of our many successful students: "Since starting my course, my salary has trebled and I am expecting a further increase when my course is completed."

City and Guilds Certificates

Excellent job prospects await those who hold one of these recognised certificates. ICS can coach you for:

- Telecommunications Technicians
- Radio, TV Electronics Technicians
- Technical Communications
- Radio Servicing Theory
- Radio Amateurs
- Electrical Installation Work

Also MPT Radio Communications Certificate

Diploma Courses

- Colour TV Servicing
- Electronic Engineering and Maintenance
- Computer Engineering and Programming
- Radio, TV and Audio, Engineering and Servicing
- Electrical Engineering, Installations and Contracting

Qualify for a New Career

Home study courses for leading professional examinations and diploma courses for business and technical subjects:—

G.C.E.	Engineering	Purchasing
60 subjects	Farming	Sales
at "O" & "A" levels	Heating	Storekeeping
Accountancy	Industrial	Work Study
Air Conditioning	Management	
Building	Mechanical	

POST OR PHONE TODAY FOR FREE BOOKLET.

ICS To: International Correspondence Schools

SINCE 1890
Dept. M276 Intertext House, London
SW8 4UJ or telephone 622 9911

Subject of Interest

Name

Address

Telephone Number



Wilmslow Audio

THE firm for speakers!

SEND 15P STAMP FOR THE WORLD'S BEST CATALOGUE OF SPEAKERS, DRIVE UNITS, KITS, CROSSOVERS ETC. AND DISCOUNT PRICE LIST.

AUDAX ● AUDIOMASTER ● BAKER ● BOWERS & WILKINS ● CASTLE ● CELESTION ● CHARTWELL COLES ● DALESFORD ● DECCA ● EMI ● EAGLE ● ELAC ● FANE ● GAUSS ● GOODMAN ● I.M.F. ● ISOPHON ● JR ● JORDAN WATTS ● KEF ● LEAK ● LOWTHER MCKENZIE ● MONITOR AUDIO ● PEERLESS ● RADFORD ● RAM ● RICHARD ALLAN ● SEAS ● SHACKMAN ● STAG ● TANGENT ● TANNOY ● VIDEOTONE ● WHARFEDALE ● YAMAHA

WILMSLOW AUDIO (Dept. P.W.)

SWAN WORKS, BANK SQUARE, WILMSLOW, CHESHIRE SK9 1HF

Discount Hi-Fi Etc. at 5 Swan Street

Speakers, Mail Order & Export 0625 529599 HI-Fi 0625 526213

BURGLAR ALARMS

WE HAVE STOCKS OF EVERYTHING YOU NEED. CALLERS WELCOME. OPEN 6 DAYS EXPRESS POSTAL SERVICE FREE CATALOGUE SEND S.A.E.

MAXIGUARD MK 4
ULTRASONIC DETECTOR

12V D.C. c/o relay output
Covers approx. 24 ft. Adjustable sensitivity

SPECIAL OFFER ONLY

£38.00

including VAT & Postage



A. D. E. (SECURITY) CO.,

217 WARBRECK MOOR
AINTREE, LIVERPOOL
TEL: 051-525-3440

STOP PRESS! Trade Price List Available
Applications on Official Stationery only

PRACTICAL WIRELESS T.V. SOUND TUNER

(Nov. 75 article by A. C. Ainslie)

Copy of original article supplied on request

IF Sub-Assembly (G8) **£7.82**. P&P 85p.
Mullard ELC1043 V'cap UHF Tuner **£6.33**. P&P 40p.
3-way Station Control Unit **£1.38**. P&P 30p.
6-way Station Control Unit (Special Offer) **£1.15**. P&P 35p.
Power Supply Prtd Circuit Board **£1.15**. P&P 35p.
Res, Caps, Semiconds, etc. for above **£6.67**. P&P 45p.
Mains Transformer for above **£2.88**. P&P 35p.
P&P all items 95p.

(Price of goods and P&P includes 15% VAT)

Callers welcome at shop premises.

MANOR SUPPLIES

172 WEST END LANE, LONDON NW6

(Near W. Hampstead Tube Stn.) Tel. 01-794 8751

RADIO EXCHANGE LIMITED

NEW MASTER KIT EMK MARK II



With special Power Output Module to construct.

A completely Solderless construction kit, with Ready Drilled Bakelite Panels, Nuts, Bolts, Wood Screws, etc. Also in the Kit, Transistors, Capacitors, Resistors, Silicon and Germanium Diodes, Integrated Circuit and LED, Potentiometer, Switch, Tuning Capacitor, Wire, Sleeving, Knobs, Dials, Loudspeaker and Speaker Case, Crystal Earpiece, Ready Wound Medium Wave and Long Wave Ferrite Rod Aerial. A range of Circuits with Pictorial Diagrams and Instructions are supplied with the Kit. Covering Medium Wave and Long Wave Radio Receivers with Earpiece and Loudspeaker Output Stages, Amplifiers, Test Equipment, Metronome and Noise Generators, Morse Code Practise Oscillator with Key and Circuits using the IC and LED supplied. Everything necessary to build and operate the Projects supplied in the Kit. Battery used PP9 volt (not supplied).

Size 19" x 9 1/2" x 1 3/8".

£17.99 P & P £1.30

V.H.F. AIR CONVERTER KIT




Build this converter kit and receive the aircraft band by placing it by the side of a radio tuned to medium wave or the VHF band and operating as shown in the instructions supplied free with all parts. Uses a retractable chromeplated telescopic aerial, gain control, V.H.F. tuning capacitor, transistor, etc.

Size 5 1/2" x 1 1/2" x 3 1/2".

All parts including case and plans.

£6.05 P & P 90p

NEW MODEL ECK2-(M.)



Self contained Multiband VHF Receiver Kit. 8 Transistors and 4 Diodes. Push-Pull output. Quality Loudspeaker, Gain Control, Swivel, Chrome Plated Telescopic Aerial, VHF Tuning Capacitor, Resistors, Capacitors, Transistors etc., Will receive T.V. Sound, Public Service Band, Aircraft, VHF Local Stations etc., Operates from 9 volt battery (not supplied with Kit). Size 12 1/2" x 6 3/8" x 1 3/8". Complete kit of parts.

£9.99p P & P £1.10


NEW MODEL RX001



A highly sensitive multiband AM Receiver giving Room Filling Volume; Covering Medium Wave, Long Wave, Trawler Band and Three Short Wave Bands. Seven Transistors and four Diodes, Push-Pull output stage with quality Loudspeaker and internal Ferrite Rod Aerial. Kit includes all parts to build it up including rubber feet and ready drilled Panels. Comprehensive Instruction Manual for stage by stage construction. Uses 9 volt battery not supplied. Flat area size 9 1/2" x 6 3/8" x 1 3/8".

£10.70 P & P £1.30


VHF AM MULTIBAND RECEIVER VX8



This is an updated version of our excellent RK3. Model; Employing a new Flat Look, different layout, extra Slider Switch and projected loudspeaker Case. Waveband Coverage and components including 39inch Telescopic Aerial as the RK3. Complete with VX8 instruction manual and diagrams, uses 9 volt battery. Size 13" x 9 1/2" x 1 3/8".

£17.95 P & P £1.30

NEW ROAMER TEN MODEL R.K.3.



Multiband V.H.F. and A.M. Receiver. 13 Transistors and Six Diodes. Quality Loudspeaker

With Multiband V.H.F. section covering Mobiles, Aircraft, T.V. Sound, Public Service Band, Local V.H.F. Stations, etc. and Multiband A.M. section with separate Tuning Capacitor for easier and accurate tuning, covering M.W.1, M.W.2, L.W. Three Short Wave Bands S.W.1, S.W.2, S.W.3 and Trawler Band. Built-in Ferrite Rod Aerial for Medium Wave, Long Wave and Trawler Band, etc., Chrome-plated 7 section Telescopic Aerial, angled and rotatable for peak Short Wave and V.H.F. reception. Push-Pull output using 600mW Transistors. Gain, Wave-Change and Tone Controls. Plus two Slider Switches. Powered by PP9-9 volt battery.

Complete kit of parts including carrying strap. Building Instructions and operating Manuals.

£16.95 P & P £1.30

E.V.6 PLUS ONE




Build this exciting new design. Now with 7 Transistors and 4 diodes. MW/LW. Powered by 9V battery. Ferrite rod aerial, tuning condenser, volume control, and 2 1/4 in. loudspeaker. Attractive case with speaker grille. Size 9 in. x 5 1/4 in. x 2 1/4 in. approx. All parts including Case and Plans.

Total Building Costs:

£8.20 P & P £1.10


SXB2 - POWERFUL TWO BAND SHORT WAVE LOUDSPEAKER RECEIVER



8 Transistors and 4 Diodes. A world of listening on the Short Wave Frequencies, with this highly sensitive self contained Short Wave Radio! Complete with Telescopic Aerial, Loudspeaker, Gain and Tuning Controls and all Components necessary to build it. Covering approximately 60 metres to 18 metres. Uses Ever-Ready PP9 volt battery. Kit comes complete with Instruction Manual, Pictorial and Circuit Diagrams. Size 6 3/8" x 6 3/8" x 6 3/8".

£10.95 P & P £1.30

NEW MODEL RX002



8 Transistors and Four Diodes. Multiband AM Receiver, coverage as RX001 but with Tone Control, extra Transistors, 39" Telescopic Aerial and Battery Economiser Switch. Uses Ever-Ready PP7 battery. Flat Area Size 13" x 9 1/2" x 1 3/8"

£12.99 P & P £1.30

To: RADIO EXCHANGE LTD

61A High Street, Bedford MK40 1SA

Tel.: 0234 52367

● Callers side entrance "Lavells" Shop.
● Open 10-1, 2.30-4.30 Mon.-Fri. 9-12 Sat.

Reg. No. 788372

All prices include VAT

I enclose £.....for.....

Name

Address

PW1079

TRANSISTORS

Type	Price	Type	Price	Type	Price	Type	Price	Type	Price
AC126	£0.21	BC148	£0.08	BC549	£0.12	BU105	£1.84	ZTX108	£0.11
AC127	£0.21	BC149	£0.08	BC550	£0.16	BU105/02	£2.24	ZTX109	£0.11
AC128	£0.18	BC157	£0.12	BC556	£0.16	BU204	£1.61	ZTX300	£0.13
AC128K	£0.30	BC158	£0.12	BC557	£0.15	BU205	£1.61	ZTX500	£0.14
AC132	£0.23	BC159	£0.12	BC558	£0.14	BU208/02	£2.58	2N1613	£0.23
AC134	£0.23	BC167	£0.14	BC559	£0.16	MJE2955	£1.04	2N1711	£0.23
AC137	£0.23	BC168	£0.14	BD115	£0.58	MJE3055	£0.69	2N1890	£0.51
AC141	£0.25	BC169	£0.10	BD116	£0.92	MJE3440	£0.60	2N1893	£0.35
AC141K	£0.35	BC169C	£0.12	BD121	£0.75	MPF102	£0.32	2N2147	£0.86
AC142	£0.23	BC170	£0.10	BD124	£0.81	MPF104	£0.40	2N2148	£0.81
AC176	£0.21	BC171	£0.10	BD131	£0.40	MPF105	£0.40	2N2192	£1.15
AC176K	£0.30	BC172	£0.10	BD132	£0.40	MPSA05	£0.23	2N2194	£0.44
AC178	£0.29	BC173	£0.10	BD133	£0.46	MPSA06	£0.23	2N2217	£0.25
AC179	£0.29	BC177	£0.18	BD135	£0.44	MPSA07	£0.23	2N2218	£0.25
AC180	£0.23	BC178	£0.18	BD136	£0.40	MPSA08	£0.23	2N2219	£0.25
AC180K	£0.32	BC179	£0.18	BD137	£0.40	MPSA09	£0.23	2N2220	£0.25
AC181	£0.23	BC180	£0.29	BD138	£0.41	MPSA10	£0.23	2N2221	£0.25
AC181K	£0.32	BC181	£0.10	BD139	£0.41	OC22	£1.73	2N2222	£0.25
AC187	£0.21	BC182L	£0.10	BD140	£0.41	OC23	£1.73	2N2223	£0.25
AC187K	£0.32	BC183	£0.10	BD141	£0.41	OC24	£1.55	2N2224	£0.23
AC188	£0.21	BC183L	£0.10	BD175	£0.69	OC25	£1.15	2N2225	£0.25
AC188K	£0.32	BC184	£0.10	BD176	£0.69	OC26	£1.15	2N2226	£0.23
AD140	£0.69	BC207	£0.13	BD177	£0.78	OC28	£0.92	2N2304A	£0.24
AD142	£0.98	BC208	£0.13	BD178	£0.78	OC29	£1.09	2N2305A	£0.23
AD143	£0.86	BC209	£0.14	BD179	£0.78	OC36	£1.03	2N2306	£0.18
AD143K	£0.98	BC210	£0.14	BD203	£0.92	OC70	£0.27	2N2906A	£0.21
AD161	£0.40	BC212L	£0.10	BD204	£0.92	OC71	£0.17	2N2907	£0.23
AD162	£0.40	BC213	£0.10	BD209	£0.92	TIC44	£0.33	2N2907A	£0.25
AD161/162MP	£0.81	BC213L	£0.10	BF457	£0.43	TIC45	£0.40	2N2928G	£0.10
AF124	£0.35	BC214L	£0.10	BF458	£0.43	TIP29A	£0.46	2N2929G	£0.10
AF125	£0.35	BC227	£0.10	BF459	£0.44	TIP29B	£0.46	2N2929H	£0.10
AF126	£0.35	BC238	£0.18	BF596	£0.32	TIP30A	£0.46	2N2928R	£0.09
AF127	£0.37	BC251	£0.17	BF939	£0.28	TIP30B	£0.48	2N2928F	£0.09
AF139	£0.40	BC251A	£0.18	BF940	£0.29	TIP30C	£0.50	2N3054	£0.46
AF186	£0.58	BC301	£0.32	BF979	£0.32	TIP31A	£0.46	2N3815	£1.15
AF239	£0.47	BC302	£0.33	BF979	£0.32	TIP31B	£0.48	2N3615	£1.21
AL102	£1.33	BC303	£0.33	BF979	£0.25	TIP31C	£0.46	2N3616	£1.21
AL103	£1.36	BC304	£0.44	BF930	£0.35	TIP32A	£0.50	2N3646	£0.10
AU104	£1.61	BC327	£0.18	BF984	£0.25	TIP32B	£0.48	2N3702	£0.39
AU110	£1.61	BC328	£0.17	BF985	£0.28	TIP32C	£0.50	2N3703	£0.39
AU113	£1.61	BC337	£0.17	BF986	£0.29	TIP41A	£0.50	2N3704	£0.39
BC107A	£0.09	BC338	£0.17	BF987	£0.25	TIP41B	£0.55	2N3705	£0.08
BC107B	£0.10	BC340	£0.35	BF988	£0.25	TIP41C	£0.55	2N3706	£0.09
BC107C	£0.12	BC441	£0.35	BF950	£0.18	TIP42A	£0.50	2N3707	£0.09
BC108A	£0.09	BC460	£0.44	BF951	£0.18	TIP42B	£0.52	2N3708	£0.08
BC108B	£0.11	BC461	£0.44	BF952	£0.18	TIP42C	£0.55	2N3709	£0.08
BC108C	£0.12	BC477	£0.23	BF953	£0.44	TIP2955	£0.69	2N3710	£0.08
BC108D	£0.10	BC478	£0.23	BF954	£0.44	TIP20	£0.44	2N3711	£0.08
BC109A	£0.10	BC479	£0.23	BF955	£0.44	TIP19	£0.44	2N3712	£0.08
BC109C	£0.12	BC547	£0.12	20MP	£0.92	TIS90	£0.20	2N3713	£0.08
BC147	£0.08	BC548	£0.12	BRY39	£0.51	UT46	£0.23	2N3819	£0.21
						ZTX107	£0.11	2N3820	£0.40

74 SERIES TTL ICs

Type	Price	Type	Price	Type	Price	Type	Price	Type	Price
7400	£0.10	7427	£0.27	7472	£0.23	74105	£0.43	74163	£0.78
7401	£0.12	7428	£0.29	7473	£0.28	74107	£0.27	74164	£0.78
7402	£0.12	7430	£0.13	7474	£0.28	74110	£0.41	74165	£0.78
7403	£0.12	7432	£0.25	7475	£0.33	74111	£0.66	74166	£0.89
7404	£0.12	7433	£0.34	7476	£0.28	74118	£0.92	74174	£0.74
7405	£0.12	7437	£0.25	7480	£0.50	74119	£1.35	74175	£0.71
7406	£0.25	7438	£0.24	7481	£0.97	74121	£0.27	74176	£0.66
7407	£0.25	7440	£0.13	7482	£0.78	74122	£0.46	74177	£0.66
7408	£0.14	7441	£0.57	7483	£0.66	74123	£0.46	74178	£0.72
7409	£0.14	7442	£0.46	7484	£1.01	74136	£0.59	74181	£0.66
7410	£0.12	7443	£0.80	7485	£0.78	74141	£0.63	74182	£0.80
7411	£0.19	7444	£0.80	7486	£0.25	74145	£0.63	74184	£0.80
7412	£0.17	7445	£0.74	7489	£1.95	74150	£0.78	74190	£0.78
7413	£0.27	7446	£0.89	7490	£0.57	74151	£0.78	74191	£0.78
7414	£0.57	7447	£0.89	7491	£0.73	74153	£0.55	74192	£0.69
7416	£0.26	7448	£0.64	7492	£0.40	74154	£0.94	74193	£0.66
7417	£0.26	7450	£0.12	7493	£0.34	74155	£0.57	74194	£0.71
7420	£0.12	7451	£0.12	7494	£0.86	74156	£0.57	74195	£0.69
7421	£0.23	7453	£0.12	7495	£0.57	74157	£0.57	74196	£1.20
7422	£0.18	7454	£0.12	7496	£0.57	74160	£0.66	74197	£1.20
7423	£0.24	7456	£0.12	74100	£0.97	74161	£0.71	74198	£2.12
7425	£0.21	7470	£0.28	74104	£0.44	74162	£0.71	74199	£2.12
7426	£0.26								

CMOS ICs

Type	Price	Type	Price	Type	Price	Type	Price	Type	Price
CD4000	£0.16	CD4015	£0.87	CD4026	£1.38	CD4043	£1.01	CD4070	£0.19
CD4001	£0.17	CD4016	£0.48	CD4027	£0.57	CD4044	£0.94	CD4071	£0.19
CD4002	£0.18	CD4017	£0.86	CD4028	£0.78	CD4045	£1.61	CD4072	£0.19
CD4006	£1.14	CD4018	£0.97	CD4029	£0.97	CD4046	£1.49	CD4081	£0.19
CD4007	£0.19	CD4019	£0.48	CD4030	£0.55	CD4047	£1.00	CD4082	£0.20
CD4008	£1.05	CD4020	£1.03	CD4031	£2.30	CD4048	£0.48	CD4510	£1.13
CD4009	£0.51	CD4021	£0.94	CD4035	£1.15	CD4050	£0.48	CD4511	£1.09
CD4010	£0.95	CD4022	£0.94	CD4037	£0.36	CD4051	£1.15	CD4516	£1.15
CD4011	£0.17	CD4023	£0.77	CD4040	£1.01	CD4052	£1.15	CD4518	£1.15
CD4012	£0.18	CD4024	£0.74	CD4041	£0.87	CD4056	£1.55	CD4520	£1.15
CD4013	£0.48	CD4025	£0.17	CD4042	£0.82	CD4069	£0.19	CD4014	£0.92

LINEAR ICs

Type	Price	Type	Price	Type	Price	Type	Price	Type	Price
CA3011	£0.92	CA3130	£1.06	MC1350	£1.38	UA710C	£0.46	SN76115	£2.18
CA3014	£0.75	CA3140	£0.80	MC1362	£1.61	72710	£0.34	SN76660	£0.86
CA3018	£1.04	LM301	£0.33	MC1469	£3.39	UA711C	£0.36	SL144A	£2.24
CA3020	£1.95	LM302	£1.84	MC1498	£1.03	72711	£0.36	TA5508	£0.40
CA3028	£0.92	LM303	£1.15	NE536	£3.05	UA723C	£0.52	TAA621A	£2.30
CA3035	£1.61	LM309	£1.72	NE550	£1.09	72723	£0.52	TAA621B	£2.87
CA3036	£1.15	LM320-5V	£1.72	NE555	£0.27	UA741C	£0.27	TAA661	£1.72
CA3042	£1.72	LM320-12V	£1.72	NE556	£0.89	72741	£0.27	TAD100	£1.49
CA3043	£2.12	LM320-15V	£1.72	NE556	£1.38	741P	£0.23	TB440	£2.41
CA3046	£0.80	LM320-24V	£1.72	NE556	£1.38	UA747C	£0.69	TBA810S	£0.86
CA3052	£1.84	LM390	£0.97	NE567	£1.95	72747	£0.69	TBA810	£1.12
CA3054	£1.26	LM381	£1.66	UA702C	£0.52	UA748	£0.40	TBA820	£0.80
CA3075	£1.72	LM3900	£0.55	72702	£0.52	72748	£0.40	TBA920	£2.87
CA3081	£1.72	MC1303L	£0.97	UA703	£0.28	748P	£0.40	TC270S	£2.30
CA3089	£2.30	MC1304	£2.18	UA709	£0.28	UA6013N	£2.81	TBA800	£0.92
CA3090	£4.14	MC1310	£1.08	72709	£0.28	SN7602	£2.01		
CA3123	£2.18	MC1312	£2.18	709P	£0.28	SN76110	£1.72		

THYRISTORS

1 amp		TO 5 Case	
Volts No:	Price	Price	Price
50 THY1A/500	£0.29		
100 THY1A/100	£0.32		
200 THY1A/200	£0.36		
400 THY1A/400	£0.43		
600 THY1A/600	£0.51		
800 THY1A/800	£0.66		
3 amp		TO 66 Case	
Volts No:	Price	Price	Price
50 THY3A/50	£0.32		
100 THY3A/100	£0.34		
200 THY3A/200	£0.37		
400 THY3A/400	£0.48		
600 THY3A/600	£0.57		
800 THY3A/800	£0.74		
5 amp		TO 66 Case	
Volts No:	Price	Price	Price
50 THY5A/50	£0.41		
100 THY5A/100	£0.51		
200 THY5A/200	£0.57		
400 THY5A/400	£0.65		
600 THY5A/600	£0.79		
800 THY5A/800	£0.93		
7 amp		TO 48 Case	
Volts No:	Price	Price	Price
50 THY7A/50	£0.55		
100 THY7A/100	£0.58		
200 THY7A/200	£0.65		
400 THY7A/40			

Send your orders to:-

DEPT. PW10, PO BOX 6, WARE, HERTS. Tel: 0920-3182

Visit our NEW shop: 3 BALDOCK ST., WARE, HERTS. Telex: 81786

EXPERIMENTOR BREADBOARDS

FROM **CSC**

No soldering modular breadboards, simply plug components in and out of letter number identified nickel-silver contact holes. Start small and simply snap-lock boards together to build breadboard of any size.

All EXP Breadboards have two bus-bars as an integral part of the board, if you need more than 2 buses simply snap on 4 more bus-bars with the aid of an EXP.4B.

EXP.325. The ideal breadboard for 1 chip circuits.


Accepts 8, 14, 16 and up to 22 pin IC's.

ONLY £1.70



EXP.350. £3.73

270 contact points with two 20-point bus-bars.




EXP.300.

550 contacts

with two 40-point bus-bars.

£6.13



EXP.650 for Micro-

processors. **£3.83**



EXP.4B.

More bus-bars.

£2.45

All EXP.300 Breadboards mix and match with 600 series.

ANTEX IRONS

1943 15 watt quality soldering iron with 3/32" bit **£4.88**

1947 Replacement element for 1943 **£2.18**

1944 Iron coated bit 3/32" for 1943 **£0.53**

1945 Iron coated bit 1/8" for 1943 **£0.53**

1946 Iron coated bit 3/16" for 1943 **£0.53**

1948 18 watt iron with iron coated bit **£4.59**

1952 Replacement element for 1948 **£2.18**

1949 Iron coated bit 3/32" for 1948 **£0.53**

1950 Iron coated bit 1/8" for 1948 **£0.53**

1951 Iron coated bit 3/16" for 1948 **£0.53**

1931 X25 25 watt iron, ceramic shaft and another shaft of stainless steel to ensure strength **£4.88**

1935 Replacement element for 1931 **£1.84**

1932 Iron coated bit 1/8" for 1931 **£0.57**

1933 Iron coated bit 2/16" for 1931 **£0.57**

1934 Iron coated bit 3/32" for 1931 **£0.57**

1953 SK1 soldering Kit - contains 15 watt soldering iron with 3/16" bit plus two spare bits, a reel of solder, heat-sink and a booklet 'How to Solder' **£6.38**

1939 ST3 iron stand made from high grade bakelite chrom plated steel spring, suit all models - includes accommodation for six bits and two sponges to keep the iron bits clean **£1.86**

1724 Model MLX as X25 iron bit 12 volts **£5.29**

DIODES

Type	Price	Type	Price	Type	Price	Type	Price
AA110	£0.09	BY100	£0.25	BY711	£0.52	OA90	£0.11
AA120	£0.09	BY101	£0.25	BY712	£0.46	OA91	£0.11
AA129	£0.09	BY105	£0.25	BY713	£	OA95	£0.11
AA30	£0.10	BY114	£0.25	BY716	£0.47	OA182	£0.15
AAZ13	£0.17	BY124	£0.25	BY717	£0.41	OA200	£0.09
BA100	£0.11	BY126	£0.17	BY718	£0.41	OA202	£0.09
BA102	£0.37	BY127	£0.18	BY719	£0.41	SD10	£0.07
BA148	£0.17	BY128	£0.18	OA5	£0.69	SD19	£0.07
BA154	£0.14	BY130	£0.19	OA10	£0.40	IN34	£0.08
BA155	£0.16	BY133	£0.24	OA47	£0.09	IN34A	£0.08
BA173	£0.17	BY164	£0.58	OA70	£0.09	IN914	£0.07
BB104	£0.17	BY176	£0.86	OA79	£0.11	IN916	£0.07
BAX13	£0.08	BY206	£0.34	OA81	£0.11	IN4148	£0.07
BAX16	£0.09	BY210	£0.51	OA85	£0.11	IS44	£0.06
						IS920	£0.07

CASES AND BOXES

INSTRUMENT CASES in two sections vinyl covered top and sides, aluminium bottom, front and back.

No.	Length	Width	Height	Price
155	8in	5 1/2in	2in	£1.72
156	11in	6in	3in	£2.92
157	9in	4 1/2in	2 1/2in	£1.79
158	8in	5 1/2in	2 1/2in	£2.43

ALUMINIUM BOXES made from bright aluminium, folded construction each box complete with half inch deep lid and screws.

No.	Length	Width	Height	Price
159	5 1/2in	2 1/2in	1 1/2in	£0.85
180	4in	4in	1 1/2in	£0.85
161	4in	2 1/2in	1 1/2in	£0.85
162	5 1/2in	4in	1 1/2in	£0.97
163	4in	2 1/2in	2in	£0.87
164	3in	2in	1in	£0.80
165	7in	5in	2 1/2in	£1.43
166	8in	6in	3in	£1.82
167	6in	4in	2in	£1.18

SLOPE front aluminium boxes with black vinyl base and sides & aluminium back, top & front - strong construction easily accessible.

No.	Length	Width	Height	Price
169	2 1/2in	5 1/2in	2 1/2in	£5.45
168	2 1/2in	7 1/2in	4in	£8.21

VERO plastic case box. These boxes consist of top and bottom sections which include fixings points for horizontal mounting PC boards/chassis plates, the two sections are held together by four screws which enter through the base and are concealed by plastic feet.

No.	Length	Width	Height	Price
170	140mm	40mm	205mm	£4.14
171	140mm	75mm	205mm	£4.62
172	140mm	110mm	205mm	£6.00

SPECIAL OFFERS

MINIORILL 12v hand held battery-operated mini drill. 7,500 r.p.m. Collet chuck. Ideal for drilling printed circuits or model making. No.1402. **£7.79**

TRANSFORMER 240v Primary 0-20v @ 2A Secondary. By removing 5 turns for each volt from the secondary winding, any voltage up to 20v @ 2A is obtainable. Ideal for the experimenter. No.2042. **£1.50 + 86p. P & P**

ANTEX MLX Soldering Iron. Sturdy 25 watt iron complete with: 4 1/2 metres of 2-core cable. Works off a 12 volt battery. Ideal for Car, Boat, Caravan. No.1724 **£5.29**

CARBON RESISTOR PAKS

These paks contain a range of Carbon Resistors assorted into the following groups.

16213	60 mixed 1/8w	100ohms-920ohms	£0.69
16214	60 mixed 1/8w	1Kohms-82Kohms	£0.69
16215	60 mixed 1/8w	10Kohms-83Kohms	£0.69
16216	60 mixed 1/8w	100Kohms-820Kohms	£0.69
16217	40 mixed 1/2w	100ohms-820ohms	£0.69
16218	40 mixed 1/2w	1Kohms-82Kohms	£0.69
16219	40 mixed 1/2w	10Kohms-82Kohms	£0.69
16220	40 mixed 1/2w	100Kohms-820Kohms	£0.69

CERAMIC PAKS

16160 24-3 or each value 22pf 27pf 33pf 39pf 47pf 68pf **£0.69**

16161 24-3 of each value 100pf 120pf 150pf 180pf 220pf 270pf 330pf **£0.69**

16162 24-3 of each value 470pf 560pf 680pf 1000pf 1500pf 2200pf 3300pf **£0.69**

16163 24-3 of each value 4700pf 6800pf 01uf 015uf 022uf 033uf 047uf **£0.69**

ELECTROLYTIC PAKS

16201 values from 47mfd - 10mfd **£0.69**

16202 values from 10mfd - 100mfd **£0.69**

16203 values from 100mfd - 680mfd **£0.69**

COMPONENT PAKS

16164 200 resistors mixed value approx (count by weight) **£0.69**

16165 150 capacitors mixed value approx (count by weight) **£0.69**

16167 80 1/2w resistors mixed values **£0.69**

16168 5 pieces assorted ferrite rods **£0.69**

16169 2 tuning gangs MW LW VHF **£0.69**

16170 1 pack wire 50 metres assorted colours single strand **£0.69**

16171 10 reed switches **£0.69**

16172 3 micro switches **£0.69**

16173 15 assorted pots **£0.69**

16175 30 paper condensers - mixed values **£0.69**

16176 20 electrolytic trans. types **£0.69**

16177 1 pack assorted hardware - nuts, bolts gromets etc **£0.69**

BOOKS BY BABANI

BP6	Engineers & Machinists Ref. Tables	40p
BP14	2nd book Transistor Equivs & Subs	£1.10
BP22	78 Electronic Novelty Circuits	75p
BP24	52 Projects Using C741 (for Equiv)	75p
BP26	Radio Antenna Book Long Distance Reception & Transmission	85p
BP27	Giant Chart of Radio Electronic Semiconductor & Logic Symbols	80p
BP32	Build Metal & Treasure Locatore	85p
BP34	Practical Repair/Renovation C/T	95p
BP35	Handbook of IC Audio Pre-amplifier & Power Amplifier Construction	95p
BP36	50 Ccts use Germ/Sil/Zener Diodes	75p
BP37	50 Projects Using Relays/SCR/Triacs	£1.10
BP39	50 Field Effect Trans Projects	£1.25
BP40	Digital IC Equivs & Pin Connection	£2.75
BP41	Linear IC Equivs & Pin Connection	£2.75
BP42	50 Simple LED Circuits	75p
BP43	How to make Welki-Talkies	£1.25
BP44	IC 555 Timer Projects	£1.45
BP45	Projects on Opto-electronics	£1.25
BP46	Radio Circuits Using IC's	£1.35
BP47	Mobile Discheque Handbook	£1.35
BP48	Electronics Projects for Beginners	£1.35
BP49	Popular Electronic Projects	£1.45
BP50	IC LM3900 Projects	£1.35
BP55	Radio Stations Guide	£1.45
BP160	Coil Design & Construction Manual	85p
BP202	Handbook of Integrated Circuits Equivalents & Substitutes	75p
BP205	1st Book Hi-Fi Speaker Enclosures	75p
BP213	Circuits for Model Railways	85p
BP215	Shortwave Circuits & Gear for Experiments & Radio Hams	85p
BP216	Electronic Gadgets & Games	85p
BP217	Solid State Power Supply Handbook	85p
BP221	28 Test Transistor Projects	95p
BP222	Short-wave Receivers for Beginners	95p
BP223	50 Projects using IC CA3130	95p
BP224	50 CMOS IC Projects	95p
BP225	Practical Intro to Digital IC's	£1.20
BP226	Build Advanced Short-wave Receivers	95p
BP227	Beginners Guide to Building Electronic Projects	£1.25

REGULATORS

Positive	Price	SILICON 1 amp	Price
uA7805 T0220	£0.85	Type	No.
uA7812 T0220	£0.85	50v RMS	BR1/50
uA7815 T0220	£0.85	100v RMS	BR1/100
uA7824 T0220	£0.85	200v RMS	BR1/200
uA7818 T0220	£0.85	400v RMS	BR1/400

BRIDGE RECTIFIERS

REGULATORS

Negative	Price	SILICON 2 amp	Price
uA7905 T0220	£0.92	Type	No.
uA7912 T0220	£0.92	50v RMS	BR2/50
uA7915 T0220	£0.92	100v RMS	BR2/100
uA7924 T0220	£0.92	200v RMS	BR2/200
uA7918 T0220	£0.92	400v RMS	BR2/400
72723 14 pin DN	£0.52	1000v RMS	BR2/1000
uA723C T099	£0.52		
LM309K T03	£1.72		

CASSETTES

o/n.	30 min	lettartape	Price	SILICON 10 amp	Price
o/n.	301	Dindy C60 tape	£0.38	Type	No.
				50v RMS	BR10/50
				200v RMS	BR10/200

CASSETTES

o/n.	302	Dindy C90 tape	£0.52	SILICON 25 amp	Price
				Type	No.
				50v RMS	BR25/50
				200v RMS	BR25/200

TRIACS

2 amp	T05 case	Price	10 amp	Price
100	TR12A/100	£0.36	100	TR110A/100
200	TR12A/200	£0.59	200	TR110A/200
400	TR12A/400	£0.82	400	TR110A/400

6 amp	Price	10 amp	Price
100	TR18A/100	£0.59	
200	TR16A/200	£0.70	
400	TR16A/400	£0.85	

DIACS BR100 £0.23 D32 £0.23

TRIACS

2 amp	T05 case	Price	10 amp	Price
100	TR12A/100	£0.36	100	TR110A/100
200	TR12A/200	£0.59	200	TR110A/200



EDITOR Geoffrey C. Arnold
ASSISTANT EDITOR Dick Ganderton C. Eng., MIERE
ART EDITOR Peter Metalli
TECHNICAL EDITOR Post vacant
NEWS & PRODUCTION EDITOR Alan Martin
TECHNICAL SUB-EDITOR Joe Bishop
TECHNICAL ARTIST Rob Mackie
ASSISTANT ART EDITOR Keith Woodruff
SECRETARIAL Sylvia Barrett
 Debbie Calverley

EDITORIAL OFFICES
 Westover House,
 West Quay Road,
 POOLE, Dorset BH15 1JG
 Telephone: Poole 71191

ADVERTISEMENT MANAGER
 Telephone: 01-261 6636
 Dennis Brough

CLASSIFIED ADVERTISEMENTS
 Telephone: 01-261 5762
 Colin R. Brown

MAKE UP & COPY DEPARTMENT
 Telephone: 01-261 6570
 Dave Kerindi

ADVERTISEMENT OFFICES
 King's Reach Tower, Stamford St.,
 London, SE1 9LS
 TELEX: 915748 MAGDIV-G

The Microprocessor in the Home

AT THE Symposium on Consumer Electronics, organised jointly by SERT and IPRE and staged in July at the University of Essex, there was naturally much talk of microprocessors and their application in the home and car.

There are already quite a few examples either in use or on the verge of introduction, cookers, sewing machines, TV systems, hi-fi systems, heating controls, door chimes, car exhaust emission control systems for instance. With the exception of m.p.u.-based remote control systems, which can cope with a home entertainment system comprising hi-fi and TV, and perhaps room lights as well, these are all "dedicated" applications, where each microprocessor services one appliance only.

The idea of having a central computer in the home, controlling the whole domestic environment and a string of appliances too, has been put forward as the ultimate arrangement, but I have very deep reservations about its desirability. It seems to me that the chaos and disruption caused by the breakdown of a single appliance such as a washing machine is bad enough without running the risk of bringing the entire household to a halt by a single fault. It was interesting to find that, among the Symposium delegates, even those from companies manufacturing microprocessors, opinion was fairly evenly divided as to the advisability, or otherwise, of pursuing a policy of centralised control.

When so much energy is being directed towards finding new applications for microprocessors, regardless of how inappropriate or frivolous those applications might be, it was reassuring to find that development engineers in the consumer electronics field are thinking very deeply about the implications of using microprocessors. These implications are different at the design, manufacture, service, modification and repair phases, and each should be given appropriate weight.

The other application of the microprocessor—to the microcomputer—is a fast-growing one. In the UK, it tends to be confined at present to the computer hobbyist, who sees it as a means of learning about computing, or simply as an intellectual exercise. In the United States, the microcomputer is in widespread use in small businesses, medical practices and the like, as a means of record-keeping and accounting. No doubt this will, in time, become popular on this side of the Atlantic too, and could well extend to the home, where it would be a boon in checking bank-accounts, keeping track of perpetually-changing mortgage rates, or remembering insurance premium due-dates or even Aunt Kate's birthday!

Photograph courtesy of St Dunstons



Ron Ham—"On the Air" Contributor

Completely immersed in radio since the age of 10, one of Ron's greatest interests is in propagation. His installation of receivers and aerials covering the v.h.f. and u.h.f. bands, plus a home-built 136MHz solar radio telescope, yields much information, and his activities and research in this field have won him a large number of awards at home and overseas.

Ron has also made a study of the history of radio, and has a large collection of antique and wartime radio equipment, which has been exhibited all over

southern England and featured on TV. It now has a permanent home at the Chalk Pits Museum at Houghton, Sussex.

In great demand as a lecturer and author, Ron also broadcasts regularly on BBC World Radio Club and Radio Brighton on amateur radio topics. He somehow finds enough spare time to help run an ATC squadron, and to pursue such hobbies as archaeology and rifle shooting, an interest which he shares with his wife Joan, also an avid historian.


Staff Change

Please note that Peter Preston, lately Technical Editor of *Practical Wireless*, is no longer employed by IPC Magazines Ltd.

A piece of History

To mark the 50th anniversary of the formation of Pye Radio Ltd., a twenty page booklet has been produced. This traces the development of the company and its products from its origins in 1922, and is a fascinating record.

The booklet, entitled *The Story of Pye Wireless*, is written by Gordon Bussey, author of *Vintage Crystal Sets 1922/1927*, and is available from *Pye Limited, Publications Department, 137 Ditton Walk, Cambridge*.



Trade News

Retailers, distributors and manufacturers in the electronic component supply business, interested in joining "Group One", an established association of retailers and others, are invited to contact Mr. Alan Sproxton, 234 London Road, Mitcham, Surrey CR4 3HD.

On the Move

Lascar Electronics, the Essex-based manufacturers of digital panel meters and counters have moved to larger premises in Basildon. They are now at: *Unit 1, Thomasin Road, Burnt Mills Industrial Estate, Basildon, Essex. Tel: (0268) 727383.*

Amateur Radio Convention

Blackwood and District Amateur Radio Society inform us that this year's "Welsh Amateur Radio Convention," now in its sixth year, will be held at Oakdale Community College, Blackwood, Gwent on Sunday, 30 September.

There will be a tape/slide lecture for the h.f. DX enthusiast and colour films for the v.h.f. and u.h.f. enthusiast. New-comers to the hobby have not been forgotten; they can have their imaginations stirred by "The Privileged Ones," a tape/slide lecture incorporating actual recordings of QSO's, on all aspects of amateur radio. For a "live" demonstration they can visit the Convention "Radio Shack".

In addition, there will be trade stands and demonstrations of r.t.t.y., amateur TV and RAYNET. Talk-in will commence at 0900hrs on S22, doors open at 1000hrs and the official opening by Mr J. Bazley G3HCT, President of the RSGB, will be at 1100hrs. Refreshments will be available and the admission fee of 50p will enable some lucky visitor to win a digital frequency meter.

Further details from: *Convention Secretary, R. B. Davies GW3KYA, 16 Vancouver Drive, Penmain, Blackwood, Gwent NP2 0UQ. Tel: (0495) 225825.*

Boss sells BOSS

Having built up BOSS Industrial Mouldings Ltd. into one of Europe's largest manufacturers of Enclosures, Indicators, Breadboarding Systems and other hardware products, Ian Boss formally sold, on Wednesday, 27 June, all his interests in the organisation which now becomes part of the Pistor Elektrotechnik Group.

Based in Ludenscheid, Westphalia, West Germany, the Pistor Group are mainly orientated towards the electrical and domestic appliance industries throughout Europe where they have many years experience in the fields of indicators and controls, etc.

Under their new Managing Director, David Musgrove, BOSS Industrial Mouldings Ltd. will continue to utilise all their existing sales outlets whilst at the same time investigating wider market areas for current and future products.

BOSS Industrial Mouldings Ltd., Higgs Industrial Estate, 2 Herne Hill, Road, London SE24 0AU.

Free Catalogues

With the ever increasing popularity of Discos on the entertainment scene, the Disco buffs may like to know there is now a brand new up to the minute catalogue featuring over 1000 new disco products available for the mobile and club DJ.



The new Roger Squire's catalogue is a mine of information and includes colour pattern charts on lighting effects, together with a comprehensive pictorial listing of items, such as cartridges, styli and other disco spares, that are often difficult to obtain.

The 60-page catalogue is available free of charge by writing to: *Roger Squire's, FREEPOST, Barnet, Herts EN5 5YB.*

Stevenson, the Kent-based electronic component supplier, inform us that their 80-page catalogue is available to readers if they apply to: *Stevenson, 76 College Road, Bromley, Kent BR1 3BR. Tel: 01-464 2951/5770.*

Mobile Rally

Harlow and District Amateur Radio Society are holding their Annual Mobile Rally on Sunday, 30 September 1979, at Netteswell Comprehensive School, Harlow.

The Rally is a major event in the amateur radio calendar and attracts many hundreds of visitors.

Club News

Southdown Amateur Radio Society's Hon Secretary has changed his address. All correspondence should now be sent to: *Hon Sec R. P. Jeffries G8KQN, 84 Mill Road, Hailsham, East Sussex BN27 2HU.*

RAE Courses

Swinton—On Thursdays, commencing 13 September. Further details from course lecturer: *P. Whatmough G4HYE (G8BPF)*. Tel: 061-794 3706. *Moor-side School, East Lancashire Road, Swinton, Manchester.*

Hemel Hempstead—Commencing Wednesday, 26 September. Enrolment Monday, 10 September. Further details from the course lecturer: *C. Burke G3VOZ*. Tel: (0442) 833300. *Hemel Hempstead College of Further Education, Marlowes, Hemel Hempstead, Herts.*

London N1—Commencing Monday, 17 September. Enrolment Monday, 10 September. This very busy class has activities on every Monday, Tuesday, Wednesday and Thursday, when an instructor in Morse code will be in attendance. Further details from: *Senior Tutor, Fred Barns G3AGP, De Beauviour ILEA School, Tottenham Road, London N1 4 BW.*

Newcastle upon Tyne—On Tuesdays between 1900 and 2100hrs, commencing in September. Further details from: *The Principal, Gosforth Adult Association, Gosforth Secondary School, Gosforth, Newcastle upon Tyne*. Tel: (0632) 668439.

Crawley—On Thursdays between 1900 and 2100hrs, commencing 27 September. Enrolment at the Evening Centre on Monday, 10 and Tuesday, 11 September between 1900 and 2100hrs. Further details from course tutor: *R. Scrivens G3LNM*. Tel: *Crawley (0293) 22540. Ifield Evening Centre, Sarah Robinson School, Ifield, Crawley, West Sussex.*

Knottingley—Commencing September. Enrolment Monday, 10 September. *Knottingley High School, Knottingley, West Yorkshire.*

Borehamwood—On Wednesdays between 1900 and 2100hrs, commencing Wednesday, 26 September. Enrolment Monday, 10 and Tuesday, 11 September between 1900 and 2030hrs. Lecturer: *G. L. Benson G3HB*. *Borehamwood College of Further Education, Elstree Way, Borehamwood, Herts*. Tel: 01-953 6024.

Paddington—On Mondays and Thursdays, 1900–2100, commencing 17 September, course tutor: *D. T. Busby G4HFL*. Enrolment Thursday 6th, Friday 7th, Monday 10th and Wednesday 12 September. This is the class nearest to Central London. *Amberley Adult Institute, Amberley Road, Paddington.*

Walsall—Commencing late September. Enrolment Monday, 17 and Tuesday, 18 September between 1830 and 2030hrs. Further details from: *F. Fear, 185 Longwood Road, Aldridge, West Midlands*. Tel: (0922) 52606. *Broadway North Centre, Walsall.*

Canterbury—Commencing late September. Further details from course lecturer: *Alan G3LCK, Canterbury 66081. College of Technology, New Dover Road, Canterbury.*

Harrow—On Wednesdays, commencing 3 October, course tutor *D. T. Busby G4HFL*. Enrolment at Nower Hill High School, 1000–1500, Saturday 15th and 1900–2100, Tuesday 18 September. *Hatch End High School.*

Possible RAE

The Cheshunt and District Radio Club are hoping to run an RAE Course in conjunction with the authorities at The East Hertfordshire College of Further Education, Turnford, Herts starting in September.

The Club meets every Wednesday at 20.00hrs at Church Room, Church Lane, Wormley, Herts. Visitors are very welcome.

For further details of the RAE Course and club membership, please apply to: *The Chairman C.D.R.C., Jim Sleight G3OJI, 18 Coltsfoot Road, Ware, Herts SG12 7NW*. Tel: (0920) 4316.

Hi-Fi Symposium

"Latest Developments in High Fidelity" is the title of a symposium organised by the Society of Electronic and Radio Technicians, to be held at the Institute of Marine Engineers, 76 Mark Lane, London EC3, on Thursday, 25 and Friday, 26 October 1979.

This is a non-residential symposium and papers are being sought in the following areas: digital techniques; amplifiers and tuners; loudspeakers and microphones; room and building acoustics. It is intended to organise a discussion on objective and subjective methods of assessing the performance of hi-fi systems. A number of other areas of discussion are under consideration.

The Symposium will bring together experts in the various technical subjects to be discussed to keep engineers and technicians up-to-date with the latest developments in this rapidly growing field, and should appeal to all those concerned with design, development,

production, test and maintenance of high-fidelity equipment. It is anticipated that the registration fee will be £50 plus VAT for members of the Society and £70 plus VAT for non-members. The daily rate will be £30 plus VAT and £40 plus VAT, respectively. The fee covers attendance at all sessions, pre-printed papers, morning coffee, lunch and afternoon tea, plus attendance at social events.

For further details apply 'to: *The Symposium Secretary, S.E.R.T., 8-10 Charing Cross Road, London WC2H OHP*. Tel: 01-240 1152.

Microprocessors

Three one-day courses on microprocessors are being held at the University of Salford in September. They are "Preparing for the Microprocessor Age" on 24 September (cost £40), "Fundamentals of Microprocessors" on 25 September (cost £60) and "Microprocessor Systems" on 26 September (cost £60). Course 1 is a general awareness course for non-technical managers and course 2 is a review of the basic principles of digital systems and microprocessor architecture, including "hands-on" sessions. Course 3 covers the operation of the microprocessor and its interfacing with other devices in detail. Further modules in the series will be offered later in the academic year. Fees, which are reduced by 10% if more than one module is attended, include refreshments and printed notes. Further information from the *Administrative Assistant (Short Courses), Room 110, University of Salford, Salford M5 4WT*. Tel: 061-736 5842 Extn: 449.

Meetings


The East London Group of the RSGB meets at 3pm on Sundays at the Wanstead Community Centre, 21 The Green, Wanstead, London E11. Autumn topics as follows:

September 16—Tom Mitchell G3LMX on "Getting Started on A5" with demonstrations of amateur fast-scan TV equipment.

October 21—Dr. Dain Evans G3RPE of the RSGB will talk on the society and its activities, and may be persuaded to digress into his favourite topic, microwaves.

November 18—Rev. George Dobbs G3RJV talks about QRP (Low Power) operating and activities.

Further details from Hon. Sec., Rod Holmes G3PKQ phone 01-558 2928.



Keep in trim!

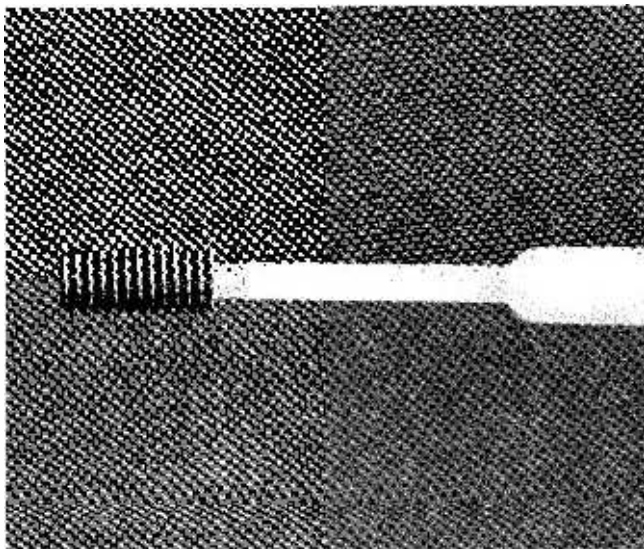
Using Your Practical Wireless Free Gift

Our cover-mounted free gift this month, presented by *Practical Wireless* in association with Neosid Ltd., is a professional-grade trimming tool for the adjustment of 6mm diameter screw-cores with 0.1in A/F hexagonal holes, or screwdriver-slot holes. The Neosid coil-assembly specified for our "Simple Receiver" project this month uses such a core, in this case with hexagonal holes.


The tool is double-ended. The short end is intended for use in single-core assemblies, or in the upper core of double-core assemblies. The longer end has a thin neck which allows it to pass through the hole in the upper core in a double assembly and reach the lower

core. The latter can then be adjusted without disturbing the setting of the upper core, as shown below.

This tool (Ref. H.S.3) is one of a range made by Neosid Ltd., to fit their screw cores, and now available to the home constructor through Neosid Small Orders. A selection from that range, fitting 3, 4 and 6mm screw cores with screwdriver-slot holes and 6mm cores with hexagonal holes, is available in a special pack costing 50p, which also includes a special long trimmer for adjustment of 6mm screw cores used in TV receiver convergence coil assemblies. For further details see the Neosid advertisement in this issue, and the new Neosid Small Orders catalogue.



The short end of the trimming tool is for use with single-core assemblies, or the upper core of double-core assemblies



The long end has a thin neck, allowing it to pass through the hole in the upper core in a double-core assembly to reach the lower core

SIMPLE SUBSTITUTION BOXES

S. V. ESSEX

The substitution box is one of those pieces of equipment that, once acquired, the constructor wonders how he ever managed without! The basic idea is very simple—the substitution box contains a range of, say, resistors, one of which is selected by means of a switch. The box is connected into the circuit being investigated in place of a fixed component. By selecting each component in the box in turn, the best value can be ascertained and a permanent component can then be soldered into the circuit in place of the substitution box.

The first thing to be decided is whether to use a decade box or one using preferred values. Whilst the former is often found in laboratories, the accuracy provided (and hence the cost) often far exceeds the requirements of the amateur experimenter. The preferred value type of substitution box, using readily available components, is much better suited to the sort of work the constructor will be engaged in, and the boxes described in this article are of this type.

For each type of box a decision must be made regarding the minimum and maximum values that one requires, and also how many components one wishes to use to cover this range. It would obviously be nice to have a resistance box covering the range 1Ω – $10M\Omega$, using the complete E12 (or even E24!) preferred values, but this would be rather expensive. It would be better to spend the money on several smaller boxes, containing the most frequently used component values, than on one large box. As in most things in life, a compromise must be decided upon to produce an acceptable solution.

Resistance Substitution Box

Resistors in the range 1Ω – $1M\Omega$ are encountered regularly in practice, but there is a restriction on the lowest value of resistance that can be used (for a reasonable power rating) due to the current rating of the switches used. The normal single-wafer rotary switches used here are not normally designed to switch currents in excess of about 300mA, and although they may withstand several amps non-switched, it is best not to exceed the ratings if long life and reliability is important. Using a 10Ω resistor as the lowest value enables it to dissipate almost 1 watt, which is a reasonable power rating for the lower resistor values.

A convenient form for the resistance box is shown in the circuit diagram (Fig. 1). Two single-pole, 12-way switches are each connected to 12 resistors. One switch selects the lower values, and the other the higher values. A two-way switch selects either the “high” or the “low” ranges as required.

Using 24 resistors in this way enables the desired range to be adequately covered with most of the commonly encountered values being included. The resistor values selected for the prototype are given in the components list.

Power Ratings

For simplicity of use, it is advisable for all 12 resistors in each range to have the same power rating. As already mentioned, 1 watt is a convenient figure for the “low” range resistors and will be found to be adequate for nearly all applications.

In the “high” range, high power dissipations are not normally encountered and a lower rating $\frac{1}{2}W$ can be used.

Although 2% (or even 1%) resistors could be used, this would prove to be expensive and this degree of accuracy is rarely required. 5% resistors are the best choice since they are cheap, readily available, and more than adequate for most applications.

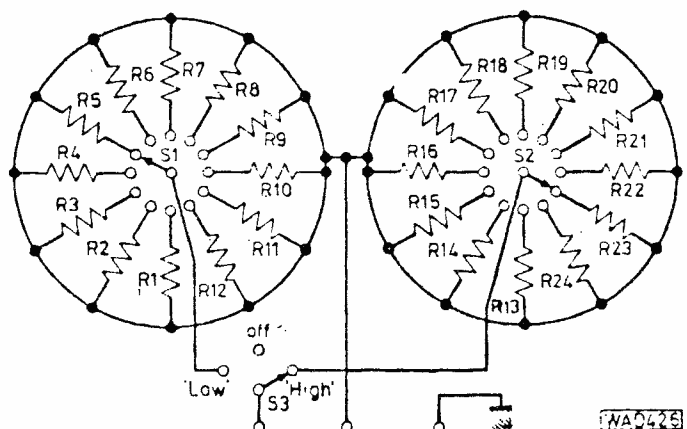



Fig. 1: Circuit diagram of the simple resistance substitution box



Construction


The resistance substitution box can be neatly built into a small plastics box, 162 × 97 × 40mm, with the two connection terminals at one end and the range change switch at the top, between the two rotary switches. The use of a centre-off switch for changing ranges is to be recommended, as it allows the box to be switched out of circuit at will. This is useful when the box is connected in parallel with another component, as it enables a direct "before" and "after" comparison to be made. As slide switches are not very reliable in the long term, a toggle switch should be used in this position.

An earth connection to the box is a worthwhile addition, and a 4mm socket was used in the prototype, connected

electrically to the box by means of a solder tag bolted to the lid. Connections to the box can be either by terminal posts or by flying leads with crocodile clips at the ends, as required.

No specific constructional details will be given for the box as these are not important. All components are mounted on the lid. Four self-adhesive rubber feet are attached to the bottom of the box.

The method of mounting the resistors to the switches can be seen in the accompanying photographs. One end is soldered to a ring of 18 s.w.g. tinned copper wire which acts as a common connection and as a mechanical support. The wiper of each switch is taken to the range switch. Finally, the resistance values should be marked on the surface of the box.



This picture shows the construction used for the prototype resistance substitution box. Both sections used 1 watt resistors although $\frac{1}{2}$ watt could have been used for the higher values

★ components

Resistance Box

Resistors

10Ω	1	R1	4.7kΩ	1	R15
22Ω	1	R2	6.8kΩ	1	R16
47Ω	1	R3	10kΩ	1	R17
55Ω	1	R4	22kΩ	1	R18
100Ω	1	R5	33kΩ	1	R19
220Ω	1	R6	47kΩ	1	R20
330Ω	1	R7	68kΩ	1	R21
470Ω	1	R8	100kΩ	1	R22
680Ω	1	R9	220kΩ	1	R23
1kΩ	1	R10	330kΩ	1	R24
2.2kΩ	1	R11	470kΩ	1	
3.3kΩ	1	R12	1MΩ	1	

Miscellaneous

Function switch (1), 12v (2), Multi-angle switch with the
 all parts (1) Case (Bimby 1005) 162 x 97 x
 40mm (1) Screws (2) Terminals 4mm Black (2),
 Socket 4mm Green (1)

used often enough to make their inclusion desirable, and the convenient 1-2-5 (or 1-2-2-4-7) sequence for successive values is used, then about 18 capacitors will be required.

Although it would of course be possible to use two 9 way switches, or one 12-way switch and one 6-way switch, this was not the solution adopted.

Instead, use was made of the fact that the most commonly used capacitors lie in the range 10nF to 1.0μF, and so the arrangement used was to have two independent ranges, one extending from 100pF to 1.0μF and the other from 10nF to 470μF. Although this arrangement means that the entire range cannot be covered without changing connections, this is rarely required and having two sections both covering the most frequently used values increases the usefulness and versatility of the unit at little extra cost.

The circuit diagram for the capacitance substitution box is given in Fig. 2.

Voltage Ratings

To cover the required capacitance range, three different types of capacitor are required, all with different voltage ratings, and it is therefore impossible to standardise on a common voltage rating for the complete substitution box. This is unavoidable and therefore it is wise to mark the voltage ratings for the capacitors on the box together with the actual capacitance values.

For the lowest range, 160V polystyrene capacitors are used; 10nF to 1.0μF has 250V polyester capacitors, and the upper ranges 40V electrolytics. If this last rating is felt to be insufficient, unlikely with transistor circuits, capacitors with a higher rating can be used, but this will mean the use of larger components which may not fit inside the box specified.

Capacitance Substitution Box

The large range of capacitance values to be accommodated here presents a problem. If a minimum of 100pF and a maximum of 470μF are chosen, both of which are



The completed capacitor substitution box. The printed front panel on page 26 can be cut out and used directly on the front panel of the box

RSC



100W DISCO SYSTEM

PACKAGE PRICE
£229.50

Consisting of
DISCOMASTER MK II POWER DISCO CONSOLE WITH
100W INTEGRAL AMPLIFIER, TWIN FULL SIZE
TURNTABLES, CUEING DEVICE AND FULL
MONITORING FACILITIES.

1 PAIR 50 WATT LOUDSPEAKERS,
MODEL T50H, INC. 12" UNIT AND HF HORN.

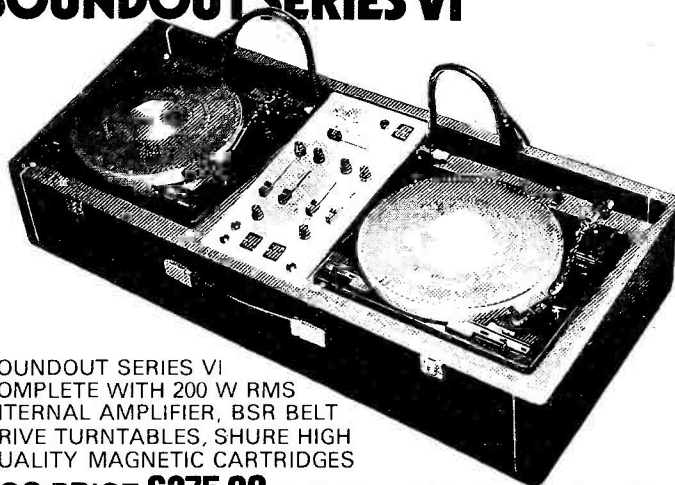
TERMS FOR SYSTEM DEPOSIT £39.50 +
38 WEEKLY PAYMENTS OF £5.95 (TOTAL £265.60)

Sold separately

DISCOMASTER MK II **£169.95**

50W LOUDSPEAKERS MODEL T50H **£54.95 each**


SOUNDOUT SERIES VI



SOUNDOUT SERIES VI
COMPLETE WITH 200 W RMS
INTERNAL AMPLIFIER, BSR BELT
DRIVE TURNTABLES, SHURE HIGH
QUALITY MAGNETIC CARTRIDGES

RSC PRICE £375.00 (Series VIA available without amp. £275.00)

DEPOSIT £75.00 + 18 MONTHLY PAYMENTS OF £21.84
(TOTAL £468.12.)



PULSAR SOUNDLITE

**PULSAR ZERO 3000 THE MOST VERSATILE SOUNDLITE
CONTROL UNIT IN ITS CLASS**

- * 1000 WATTS PER CHANNEL
- * SOUND TO LIGHT ON BASS
MIDDLE AND TREBLE
- * 3 WAY AUTO CHASE
- * 3 WAY CHASE TO MUSIC

ONLY £95.95

DEPOSIT £20.00.

**12 MONTHLY PAYMENTS
OF £7.66. (TOTAL £111.92.)**

MICROPHONES

SHURE 515 SA MICROPHONE **R.S.C. PRICE £29.95.**

ALTAI DUAL IMPEDANCE MICROPHONE

R.S.C. PRICE £9.95.

RSC Realistic Sound Centres

OPEN ALL DAY SATURDAY

BRADFORD 10 North Parade (Closed Wed.)
Tel. 25349

BIRMINGHAM 30/31 Great Western Arcade
(Closed Wed.) Tel. 021-236-1279

CARLISLE 8 English Street (Closed Thurs)
Tel. 38744

COVENTRY 17 Shelton Square, The Precinct
(Closed Thurs.) Tel. 25983

DERBY 97 St. Peter's Street (Closed Wed.)
Tel. 41361

DEWSBURY 9/11 Kingsway (Closed Tues.)
Tel. 468058

DONCASTER 3 Queensgate, Waterdale Centre
(Closed Thurs) Tel. 63069

EDINBURGH 101 Lothian Road (Closed Wed.)
Tel. 229 9501

GLASGOW 403 Sauchiehall St. (Closed Tues.)
Tel. 041 332 0700

HULL 7 Whitefriargate (Closed Thurs.)
Tel. 20505

LEICESTER 32 High Street (Closed Thurs.)
Tel. 56420

LONDON 238 Edgware Road, W.2.
(Closed Thurs.) Tel. 723 1629

***LEEDS** 16-18 County (Mecca) Arcade, Briggate
(Closed Wed.) Tel. 449609

***LIVERPOOL** 35 Dawson Way, St. John's
Precinct (Closed Wed.) Tel. 708 9380

***MANCHESTER** 60A Oldham Street (Closed Wed.)
Tel. 236 2778

MIDDLESBROUGH 103 Linthorpe Road
(Closed Wed.) Tel. 247096

***NEWCASTLE UPON TYNE** 59 Grainger St.
(Closed Wed.) Tel. 21469

NOTTINGHAM 19/19A Market Street
(Closed Thurs.) Tel. 48068

SHEFFIELD 13 Exchange Street (Castle Mkt. Blds.)
(Closed Thurs.) Tel. 20716

***WOLVERHAMPTON** 6 Wulfrun Way (Closed
Thurs.) Tel. 26612

***MUSICAL INSTRUMENTS &**

ACCESSORIES in stock at these branches

ALL PRICES INC. VAT.

Mail Orders and Export Enquiries to:

AUDIO HOUSE,

HENCONNER LANE, LEEDS 13.

Tel: 0532 577631

Barclaycard, Access & Trustcard

Phone orders quoting card number accepted

Please supply the following:
(Please mark quantity required in box)

100W Disco System Package

Model T50H Speakers @ £54.95 each

Discomaster MK II

Soundout Series VI

Soundout Series VI A (without Amp.)

Pulsar Soundlite Zero 3000

Shure 515 SA Microphone

Altai Dual Impedance Microphone

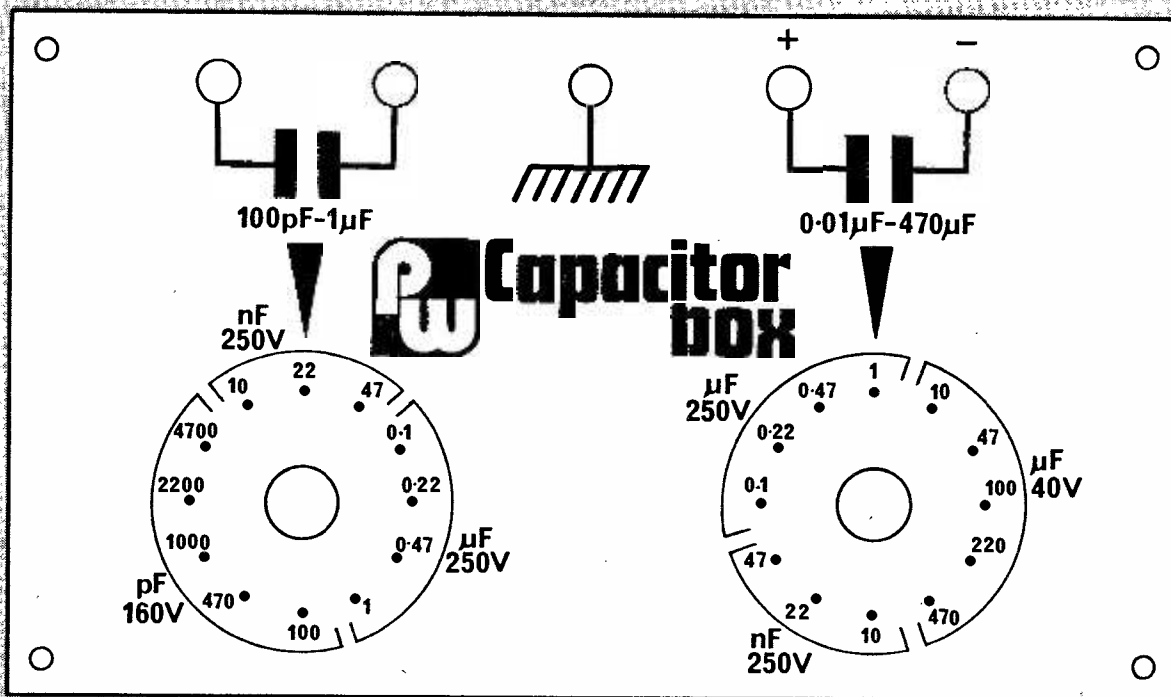
E & OE prices correct 26.7.79.

I enclose PO/ Cheque for £ _____

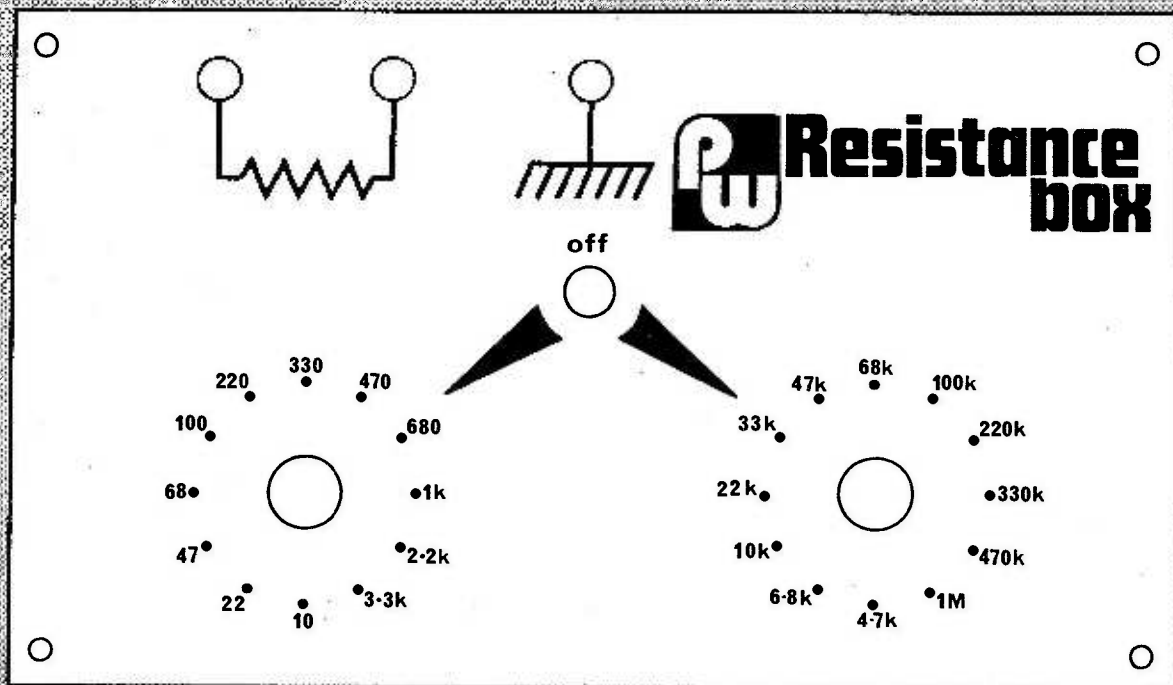
Name _____

Address _____


**MAIL ORDERS MUST NOT
BE SENT TO SHOPS**



Full size front panel drawing for the Capacitor box. This can be cut out and pasted onto the metal front panel of the box.



Full size front panel drawing for the Resistance Box. Like the drawing for the Capacitor Box, this can be used to provide a professional looking front panel. Both these front panels are available as film overlays from the Editorial Offices, price £1.30 each inclusive.



Constructional details of the Capacitor Box. This is the prototype box and the layout of the larger capacitors may need to be varied slightly depending on physical size

★components

Capacitance Box		
Capacitors		
Polystyrene 180V		
100pF	1	C1
470pF	1	C2
1000pF	1	C3
2200pF	1	C4
4700pF	1	C5
Polyester 250V axial leads		
10nF	2	C6, 13
22nF	2	C7, 14
47nF	2	C8, 15
0.1μF	2	C9, 16
0.22μF	2	C10, 17
0.47μF	2	C11, 18
1μF	2	C12, 19
Electrolytic 40V axial leads		
10μF	1	C20
47μF	1	C21
100μF	1	C22
220μF	1	C23
470μF	1	C24
Miscellaneous		
Rotary switch 1p. 12w. (2) Case Bimbox .005, 162 x .97 x 40mm (1). Knobs (2). Terminals, 4mm Red (1), Black (3). Socket 4mm Green (1).		

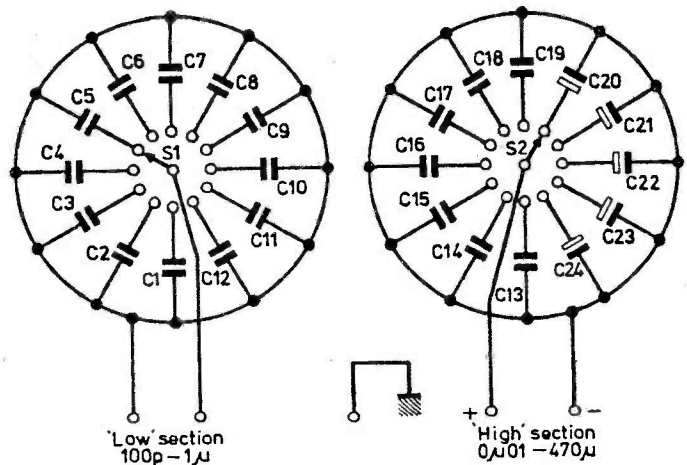


Fig. 2: Circuit diagram of the Capacitor Substitution Box

Construction

Construction follows that of the resistance substitution box, although because of the thinner lead-out wires generally used for capacitors the thick common copper wire may need to be supported. This could be accomplished by means of stand-off insulators or tagstrips.

The photo showing the underside of the prototype lid reveals the construction method used in the prototype, with no extra support being needed. It is wise to sleeve any wire that could possibly touch any other component.

Note that the insulation between the two sections should be preserved, and that the terminals for the high capacitance section should be colour-coded to prevent incorrect polarity voltages being applied to the electrolytics. ●

HI-FI GLOSSARY

1

Gordon J KING

As with most specialised subjects, the four-decade growth of high-quality sound reproduction (now universally termed hi-fi, which means sound reproduction as close to the original as possible) has nurtured a complementary vocabulary which, while readily understood by the technical devotee, is often dismissed as mere technical jargon by those whose interest is less academic. The purpose of this series of articles is to yield down-to-earth explanations of some of the more important terms and to reveal their implications with regard to both technical and auditioning performance.


Recent years have seen a steady change in bias from almost solely laboratory assessment towards the subjective (listening) evaluation of the hi-fi potential of all classes of equipment. Following an unstable "overshoot" into exclusively subjective assessment, stability has been restored so that now the more serious worker is aware that lab measurements just cannot be ignored, and that to achieve a true assessment of hi-fi equipment, listening tests need to be allied with lab tests.

It is true that certain of the "old-style" lab tests fail to expose subtle differences between the auditioning of different makes and designs of equipment of similar class; but recent "dynamic" tests are beginning to show a closer correlation between what is measured and what is heard. It is necessary, of course, for the designer to link his lab development work to properly controlled listening tests, so that he can investigate scientifically why one design of amplifier, say, auditions less or more favourably than another.

Correlation tests like this are not easy to establish and can lead to totally incorrect conclusions unless extremely carefully conducted and the results properly analysed. Of recent years the term "musicality" has been brought into the hi-fi jargon. Exactly what this is meant to mean is hazy. Hi-fi implies reproduction as close as possible to the original, so unless the original is immediately available for comparison a meaningful subjective measure would seem impossible.

Music source signals used for auditioning tests are commonly plagued with several magnitudes more distortion than produced by the hi-fi equipment through which the signals are passing! If "musicality" implies a subjective measure of the acceptability of the reproduction by a listener, then an amplifier which disguises the source distortion owing to it producing a certain brand of "cancelling" or, perhaps, more palatable (usually even-order as distinct from the odd-order of the source) distortion might be judged to be a superior auditioner on that particular music source to one of exemplary linearity—clearly, a dangerous basis for ultimate judgment.

Other lab tests are now also taking account of the fact that a loudspeaker is a complex load rather than a pure resistive one with which amplifiers used to be (and still are in some cases) exclusively tested. Things like these will be highlighted as the series develops. The total series will investigate around 40 different items of "jargon" in essentially alphabetical order.



ACOUSTICAL FEEDBACK

Feedback from a loudspeaker to a microphone is well known. When a microphone is brought within range of a loudspeaker, both connected to a common amplifier, a closed-loop feedback situation obtains which is partly electrical (through the amplifier from microphone to loudspeaker) and partly acoustical (from the loudspeaker back to the microphone via the air or other sound conducting medium). When the loop gain exceeds unity and the input and output signals are in phase, the amplifier changes into an oscillator and a howl emanates from the loudspeaker at a frequency determined by the resonant properties of the feedback loop, which include the amplifier (pretty neutral), the microphone, loudspeaker and room itself.

The same thing can happen when a microphone is replaced by a record deck. Owing to the surface area of the record upon which the stylus of the pickup is resting,

and the high gain of an amplifier in record playing mode, the deck becomes microphonic and when tapped with the amplifier turned up fairly high, the noise will also be heard from the loudspeaker. In some cases the acoustical coupling is so bad that a disturbing *howlback* will develop above a certain volume control setting.

Normally, of course, one would operate below this threshold, but even so record reproduction can be impaired even though the system is not actually oscillating, owing to sound from the loudspeakers getting back into the amplifier via the deck microphony a fraction of a second after the original sound signal from the cartridge proper.

The result is *coloration* of the reproduction of a degree related to the acoustical "deadness" of the deck. Decks are now being made with low microphonic tendencies, and listening tests have certainly revealed that these audition better than those which are less well damped acoustically. The spectrogram of Fig. 1 shows the pickup output from one deck I tested with the stylus resting on a stationary record and with the deck subjected to 96dBA of pink noise from an adjacent loudspeaker. A sound pressure level (s.p.l.) meter was used to set the sound intensity at the deck and the spectrogram was made by plotting the output from a narrow filter swept automatically from 20Hz to 2kHz. 0dB of the spectrogram corresponds to 5cm/s recorded velocity, and as the pickup cartridge had a sensitivity of 1mV per cm/s it follows that the output at the primary resonance around 70Hz was 40dB below 5mV, or 50μV.

HI-FI GLOSSARY

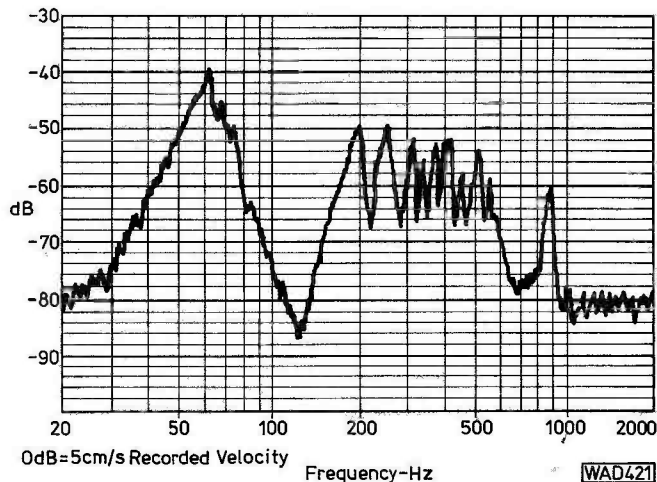


Fig. 1: Output from pickup cartridge with stylus resting on stationary record and deck subjected to 96dBA of pink noise using narrow bandwidth analysing filter swept from 20Hz to 2kHz. 0dB equals 5cm/s recorded level (see text)

A small signal it is true, but some less-well-damped decks can yield 100 μ V or more at various resonance frequencies, which is a spurious signal of sufficient amplitude to mask the subtle nuances of the recorded signal. Judged critically, acoustical feedback can impair the coherence of low-level ambience and the congruity of the stereo reproduction as a whole.

ACOUSTICAL RESISTANCE UNIT

Reflex type loudspeaker systems use a port to "tune" the enclosure to a low frequency close to the fundamental resonance frequency of the bass driver. When this is done the bass output of the driver is reinforced by the bass output from the port, while at the same time the bass driver is properly loaded acoustically. An *acoustical resistance unit* (a.r.u.) is sometimes fitted over the port to help to control the *Q*-factor (e.g., the sharpness of resonance) of the system, especially when the dimensions of the enclosures render this difficult by other means (see also under Bass Reflex).

ACOUSTICAL SUSPENSION

When it is required for a loudspeaker system to be fully effective at the lower music octaves, it is necessary for the fundamental resonance of the system to occur at the lowest possible frequency. This is because the resonance introduces a kind of high-pass filter effect to the system, the frequencies below resonance then being swiftly rolled-off. Moreover, the acoustical loading of the bass driver is progressively diminished as the frequency is decreased, so to avoid the onset of serious distortion it becomes necessary to prevent the low frequencies from reaching the loudspeaker by the use of a high-pass filter in the amplifier.

The smaller the enclosure, the more difficult it becomes to maintain a distortion-free low-frequency delivery. The call of recent years for small loudspeaker systems to fit in the shrinking domestic scene has encouraged the

development of the so-called "enclosed box" system. Sometimes referred to as "infinite baffle", a more accurate title is *acoustical suspension*.

This is because the main restoring force for the cone of the bass driver is provided by the "stiffness" of the air volume in the sealed enclosure. For adequate bass performance, the fundamental resonance of the unloaded driver must be as low a frequency as possible, and this is achieved by a high suspension *compliance* (compliance is the reciprocal of stiffness, so the higher the compliance the less the stiffness) and a relatively high cone mass. These two factors result in a low-frequency fundamental resonance (f_0) because:

$$f_0 = 2\pi \sqrt{\frac{1}{MC}}$$

where *M* is the mass in kg and *C* the compliance in metre/newton (m/N). Thus the higher the mass and/or compliance, the lower f_0 .

The best acoustical suspension system is equipped with a specially developed bass driver which has a reasonably high mass (though not excessively high as this would impair the transient performance) and a very high compliance so that the fundamental unloaded resonance is around 25 to 30Hz. When the driver is loaded in the sealed enclosure, the air stiffness reduces the effective compliance so that the resonance frequency increases to about 60 or 70Hz, depending on the volume of the enclosure. Some very good loudspeaker systems based on this principle have emerged over the years; but the craft of good design lies in achieving the best compromise between bass unit and enclosure volume.

To avoid coloration as the result of resonance modes at higher frequencies within the enclosure, damping is applied by lagging the enclosure inside with an acoustically




Fig. 2: Example of an acoustical suspension loudspeaker system, where the bass driver is below and the h.f. unit above

HI-FI GLOSSARY

absorbent material such as bonded acetate fibre (b.a.f.) or similar deadening material.

The higher frequencies are handled by smaller driver units which are sealed at the rear from the air pressure within the enclosure. Some systems may use only one h.f. unit (Fig. 2), while more expensive systems may have a total of three units fed with their appropriate range of frequencies from a filter system, called a *crossover filter* or *frequency divider*.

ANTI-SKATING DEVICE

This is a device fitted to a pivoted pickup arm to retain as near as possible a neutral torque on the stylus of the cartridge as a record is being played. When a gramophone record is made, the cutter follows a true radial path from the outside to the inner groove spiral. This means that the axis of the cutter is always at right-angles to the true radial path. However, when a record is played with a pivoted arm the stylus of the pickup follows an arc across the record so that the axis of the cartridge fails to correlate at all positions across the record to 90 degrees with respect to the true radial path. This deviation from the 90-degree requirement is called *lateral tracking error* and is responsible for harmonic (mostly 2nd) distortion.

To help to solve the problem, the geometry of the pickup system is arranged so that on a full swing of the arm the stylus would overhang the centre point of the record. This is called *overhang*. Additionally the axis of the cartridge is displaced from the effective axis of the arm by a given angle. This is called the *offset angle*. When these two bits of geometry are properly attended to, a good deal of the otherwise resulting lateral tracking error is eliminated, because then whatever the position of the arm across the record the angle between a true radial line and the axis of the cartridge holds close to 90 degrees, as shown in Fig. 3.

For optimum correction, the amount of overhang and offset angle needs to be related to the effective length of the arm (the shorter the arm the more correction neces-

sary). An *alignment protractor* is commonly used to establish the overhang relative to a given arm length and offset angle, so that the error is least at the inner groove spiral where the wavelengths of the recorded information are the shortest (the record/stylus interface velocity reduces, of course, as the record plays into the groove spiral).

However, resulting from this geometry and the record/stylus interface friction of a playing record a small force (*bias*) develops at the stylus tip such that the arm is subjected to an inward (towards record centre) torque. This is sometimes called *sidethrust*. Without correction, therefore, the stylus suspension of the cartridge is pulled slightly away from balance. Not only can this affect the balance of left-on-right and right-on-left stereo separation, but it can also call for up to 20 per cent more downward force (*tracking force*) than would otherwise be necessary for the cartridge faithfully to track a given recording level.

The anti-skating device (sometimes and more accurately called *sidethrust correction*) merely provides an equalising torque (*bias*) in the opposite direction. This force, which is rarely more than an equivalent of about 350mg (3.5mN), depending on the tracking force and the nature of the stylus tip (whether it is spherical, elliptical, etc.), is commonly applied by a dangling weight on a fine thread. Magnetic force and spring force are also used.

Adjustment is provided on the arm so that the force can be set as near as possible to counteract the sidethrust. At best this can only be approximate because the record/stylus interface friction is for ever changing in concord with the record modulation! It is easily possible to overcompensate, which can be worse than no compensation at all! The best way of setting the adjustment is with a specially recorded test record on which are increasing level bands of lowish frequency signal on which mistracking is clearly audible by a severe buzz or rise in distortion. The plan is then to set the anti-skating force in conjunction with the tracking force for the least mistracking on the heavily modulated bands.

The correction is more important with low playing force pickup systems (tracking around 1g or so); but in general the subjective difference between an arm working without and with correction is negligible.

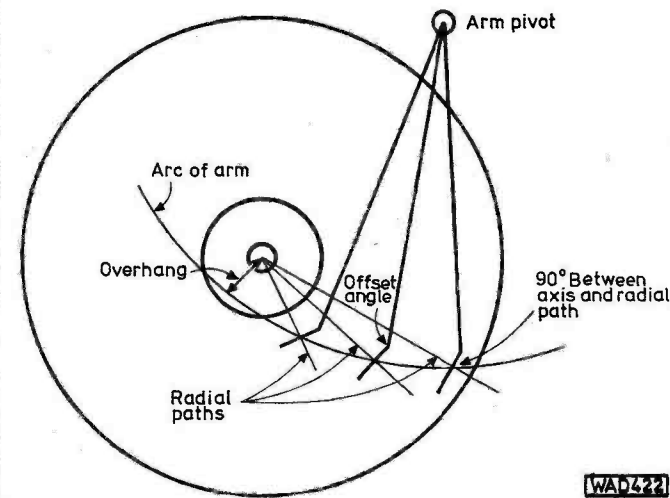



Fig. 3: Illustration of overhang, offset angle and lateral tracking error (see text)



BALUN TRANSFORMER

As this bit of jargon is now cropping up more in hi-fi, and is the subject of numerous queries, I thought it would be desirable to offer a definition and some brief practical data on construction. It mainly concerns the f.m. tuner. The term derives from **balanced-to-unbalanced**.

The aerial input of f.m. tuners should, for use in the UK, be designed to match directly to 75 ohm unbalanced coaxial cable. For the American and European markets the requirement is for a 240 or 300 ohm balanced input.

HI-FI GLOSSARY

Hi-fi tuners destined for a "mixed" market are not uncommonly equipped with two inputs, one 75 ohms unbalanced and the other 240/300 ohms balanced. A few, though, get to the UK market place with a 240/300 ohm balanced input only, which makes it impossible directly to match them to 75 ohm coaxial cable.

If coaxial cable is coupled to the higher impedance balanced input there is a bad mismatch with a consequent high voltage standing wave ratio (v.s.w.r.), so that the full sensitivity advantage of the tuner cannot be realised. If the tuner's aerial input circuit is as shown in Fig. 4(a), then a fair match to coaxial is possible by connecting the braid to an "earthy" chassis point on the tuner and the inner conductor to one terminal of the 240/300 ohm balanced input.

Not all tuners have such an input circuit, and with some it is difficult, if not nigh impossible, to obtain a safe chassis connection for the braid. To obtain a correct 75 ohm unbalanced coupling, therefore, it is necessary to employ a balun transformer connected round backwards; that is, so that the unbalanced aerial feeder is converted to appear as a balanced input at the tuner, as shown in Fig. 4(b).

A circuit for such a transformer is given at (c) and its construction at (d). By using a ferrite core (I have found the larger type of ferrite beads ideal for the purpose) a transformer of very low insertion loss becomes possible. The circuit shown has a ratio of 1:2, and since the impedance step-up is the square of the turns ratio, the 75 ohms input is translated to 300 ohms balanced output.

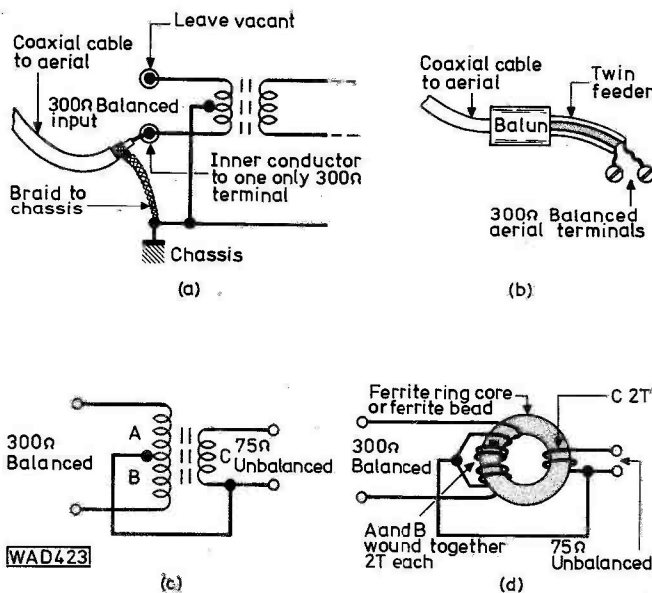


Fig. 4: If an f.m. tuner has a 300 ohm balanced input only, wired as shown at (a), then a 75 ohm unbalanced coaxial input can be connected by putting the braid to chassis and the inner conductor to one of the 300 ohm terminals, leaving the other vacant. (b) the connection of an external balun. (c) circuit of balun transformer. (d) construction of the transformer at (c)

BASS REFLEX

This term refers to a type of loudspeaker enclosure with an outlet (called *vent* or *port*) which allows the air in the enclosure to be resonated to a specific low-frequency, associated with the fundamental resonance frequency of the bass driver (see under Acoustical Resistance Unit and Acoustical Suspension).

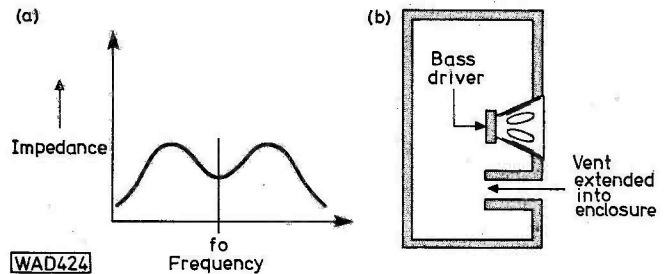


Fig. 5: Loudspeaker impedance curve resulting from bass reflex loading (a). Extended vent (b)

For the correct results, the enclosure needs to be tuned (by its volume and vent dimensions) so that the air resonates at a frequency related to the fundamental resonance of the bass driver. When this happens, the acoustical loading at the back of the cone maximises and then, owing to an inversion of phase within the enclosure, the emission from the vent is in phase (step) with the emission from the front of the cone. The bass output is then reinforced, while the fundamental resonance of the driver is desirably damped.

At either side of enclosure resonance, the loading on the cone diminishes. If an impedance curve is plotted, it will be found to exhibit two smallish peaks (an a.r.u. may be employed further to reduce the peaks), one each side of the resonance frequency, as shown in Fig. 5(a).

The lower the fundamental resonance frequency of the driver, the greater the air volume required in the enclosure. This is why the enclosure for this type of loudspeaker system needs to be fairly large for the efficient delivery of the low music octaves. However, it is possible to achieve a lower enclosure resonance frequency in a volume of limited size by extending the vent into the enclosure by means of a "tunnel" or tube, as shown in Fig. 5(b). Care needs to be taken over enclosure damping, as explained under Acoustical Suspension.

BIAS

This is a general term which means many things! In radio generally we know of it in terms of a standing voltage to the control grid of a valve or standing current to the base/emitter circuit of a transistor so that the swings of signal operate on the most linear part of the transfer (input/output) characteristic, thereby keeping the distortion at the lowest possible level.

In hi-fi it also refers to sidethrust compensation or anti-skating bias, and to a high-frequency signal upon which the signal for recording is superimposed in a tape recorder. This is called *HF Bias* and is better defined below.

HI-FI GLOSSARY

The amount of magnetism imparted to magnetic tape or any other magnetic material does not linearly follow the magnetic force required to impart the magnetism. This implies that the *transfer curve* is non-linear, and the nature of the non-linearity is approximated by the curve in Fig. 6 which relates to both the north- and south-going poles of magnetism.

If an audio signal is applied to the recording head without being superimposed upon a high-frequency bias, the distortion on the replay signal is severe as shown at (a). However, when h.f. bias is used, the audio signal is lifted away from the central kink of the transfer curve so that it operates over the more linear outer parts of the curve on the alternate half-cycles of bias signal, as shown at (b). The distortion is then significantly reduced.

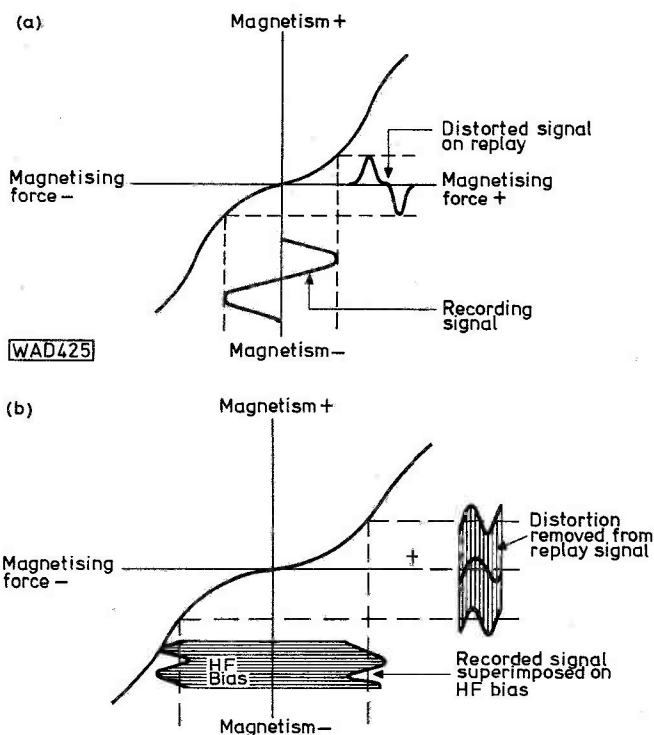


Fig. 6: By using h.f. bias as at (b) the transfer non-linearity of magnetic recording tape and the resulting signal distortion at (a) is eliminated

The frequency of the h.f. bias needs to be, at least, several times the highest audio frequency, and is typically 100kHz in hi-fi tape machines. The strength of the bias needs to be related to the magnetic properties of the recording tape. Chromium dioxide and cobalt-modified ferric oxide tapes require about 50 per cent more bias amplitude than basic ferric oxide tapes.

BIRDIES INTERFERENCE

When the stereo decoder of a hi-fi f.m. tuner is activated by the received 19kHz pilot tone of the *multiplex* (MPX) signal which carries the stereo information, a 38kHz signal is produced by frequency-doubling or digital multiplication in the decoder. At the transmitter the stereo information

is amplitude-modulated on a 38kHz subcarrier, but to avoid using up unnecessary deviation the subcarrier is suppressed and thus has to be regenerated in the decoder. For correct demodulation the regenerated subcarrier has to be phase-coincident with the suppressed subcarrier. This is achieved by the pilot tone, which is synchronised to the subcarrier at the transmitter. Total deviation used up by the pilot tone is about 10 per cent maximum deviation, or $\pm 67.5\text{kHz}$ because maximum deviation of broadcast f.m. corresponds to $\pm 75\text{kHz}$ (100 per cent modulation level). Much more deviation would be used up if the subcarrier was transmitted, of course, so there would be less available for the mono and stereo audio information, impairing the signal-to-noise (S/N) ratio.

The 38kHz regenerated subcarrier synchronously switches the stereo demodulators to yield the original left- and right-channel audio signals. This switching and the frequency-doubling tends to produce a train of harmonic components, mostly of odd-order series owing to the "square-wave" nature of the switching signals involved. A particularly troublesome harmonic is the 5th, which falls at 190kHz (e.g., five times 38kHz).

Band II f.m. channels are spaced by 200kHz in the UK. It is thus possible for a tuner to be tuned to one transmission and respond slightly to an adjacent channel transmission 200kHz away. The f.m. detector will then be in receipt of two signals, and owing to intrinsic non-linearity a spurious signal at 200kHz will be present at the output of the f.m. detector.

This detector feeds directly into the stereo decoder, so it is possible that this 200kHz signal will beat with the 5th harmonic of the subcarrier signal to yield a 10kHz signal. Although in the audible spectrum, this is a rather high frequency and not easily discerned. However, since it is perturbed by the modulation (deviation) of the transmission signals it manifests as a warbling type of interference. This is what is generally known as birdies interference. If the interference vanishes when the tuner is switched to mono mode, then there is no doubt at all that this is the cause of the trouble.

It can be overcome by connecting a low-pass filter (f_0 or turnover frequency around 53kHz) between the output of the f.m. detector and the input to the stereo decoder. Some tuners are equipped with such a filter which is either in circuit permanently or switchable. The sidebands of the stereo information extend to about 53kHz so these must be retained. The low-pass filter rolls off the higher unwanted beat signals which are responsible for the interference. Unless the filter is carefully designed to be as phase-linear as possible (e.g., with the least group delay) the stereo separation at the higher audio frequencies will suffer.

Indexing

To assist any reader requiring to index the items of jargon, those which have been fully or partly defined in this instalment are given below in alphabetical order.

Acoustical feedback
 Acoustical resistance unit (a.r.u.)
 Acoustical suspension
 Alignment protractor
 Anti-skating device
 Balun transformer
 Bass reflex
 Bias



The Great British Electronics Bazaar

This, the first ever "Bazaar", was staged at Alexandra Palace from 28–30 June and provoked much interest among radio and electronics hobbyists.

The wide selection of stands, representing instrument manufacturers, component suppliers, microcomputer specialists and a cross-section of the UK electronics magazines, seemed to be doing quite brisk business. Certainly, we on the *Practical Wireless* stand spent a rewarding three days in terms of the opportunity to exchange views with some of our readers.

The programme of lectures, seventeen in all, were well attended. They covered computing, teletext, musical instruments, radio, and electronic construction for beginners. The *Practical Wireless* lecture, *How to Become a Radio Amateur*, was presented by John Thornton Lawrence, co-author of our very popular series of articles *So You Want to Pass the RAE?* and gave a good insight into the requirements, the rewards, and the costs (both monetary and social!) of taking up amateur radio as a hobby.

We understand from the exhibition organisers that plans are already well under way for the 1980 "Bazaar", which will again be at Alexandra Palace. Details will be announced in due course.



HI-FI GLOSSARY

INDEXING—continued

Birdies interference
 Coloration
 Compliance
 Crossover filter
 Frequency divider
 HF bias
 Howback
 Lateral tracking error
 Mass
 Multiplex (MPX)
 Musicality

Offset angle
 Overhang
 Port
 Resonance frequency
 Sidethrust correction
 Tracking force
 Transfer curve (characteristic)
 Vent

PW Special Offer!

HANIMEX LC-780 SCIENTIFIC CALCULATOR with LCD



This month, we give you the opportunity to purchase, at a very special price, a full scientific calculator with liquid crystal display.

The Hanimex LC-780, which measures approximately 127 x 64 x 10mm, runs on two internal silver-oxide cells. The display comprises an 8-digit mantissa and 2-digit exponent, with flags for sign change, error/overflow, parenthesis (two levels), second function and statistical display.

The keyboard consists of a mode switch selecting degrees, radians or grads mode, and 40 keys providing a total of 44 functions as listed in the table. Automatic repeat and constant operations for arithmetic and y^x functions are included.

The LC-780, which comes complete with batteries, instruction book, and carrying wallet with space for cards, has a manufacturer's recommended retail price of £29.50. We offer the calculator **plus a free desk stand** to *Practical Wireless* readers for £16.95 including postage, packing and VAT. A one-year guarantee for parts and labour is given by the manufacturer.

Complete the coupon and send it with your remittance to "Practical Wireless", Dept PWL5, Rochester X, Kent ME99 1AA.

functions

- Arithmetic:** +, -, x, ÷
- Mathematical:** $x \leftrightarrow y$, \sqrt{x} , $\sqrt[3]{x}$, x^2 , y^x , π , $1/x$, (,)
- Memory:** M+, MS, M \leftrightarrow X, CM, RM
- Trigonometric:** SIN, COS, TAN, SIN^{-1} , COS^{-1} , TAN^{-1}
- Hyperbolic:** SINH, COSH, TANH
- Logarithmic:** Ln, Log, e^x , 10^x
- Factorial:** n!
- Conversion:** DEG, DMS, r θ , xy
 $\rightarrow \rightarrow \rightarrow \rightarrow$
- Statistical:** n, \bar{x} , $\Sigma \bar{x}$, Σx^2 , σ^n , σ^{n-1} , DATA, DEL

HOW TO ORDER

Please complete both parts of the coupon below in BLOCK CAPITALS. Remittances may be by Access, Barclaycard, Postal Order or cheque (name and address on back of cheques please), crossed, and made payable to IPC Magazines Ltd. This offer is open to readers in England, Scotland, Wales, Northern Ireland and Channel Islands only. *It is not available in Eire or Overseas.* Orders are normally despatched within 28 days, but please allow time for carriage. You will be notified if a longer delay may be expected. If paying by Access or Barclaycard, please **do not** enclose your credit card with your order.

OFFER CLOSING ON: 21 DECEMBER 1979.

**To: PRACTICAL WIRELESS,
Dept. PWL5, Rochester X, Kent ME99 1AA.**

Please send me the Calculator/s as indicated below

I enclose P.O./Cheque No. Value

No. of Calculators Required
 @ £16.95 each, incl. p. & p.

Name:

Address:

Tel. No. (Home or Work)

I wish to pay by Access or Barclaycard

My number is:

Cardholder's Address:

Signature:


No. required

Name

Address

**From: PRACTICAL WIRELESS,
Dept. PWL5, Rochester X, Kent ME99 1AA**

—Cut Round Dotted Line—



HOTLINES

A REVIEW OF RECENT DEVELOPMENTS

In general, the author does not have any more information on products than appears in the article.

Supersonic Typist

The humble office typewriter could be in danger of becoming extinct in its present method of operation. Electronic printers, used for hard copy printout, are developing at a rapid rate, and some of the techniques used could oust the more conventional typewriter approaches.

The latest printer to be launched on the market, and that illustrates a potential in typewriter applications, is one that employs the "ink jet" principle. Conventional typewriters have "hammers", with the characters on them, that are impacted against a piece of paper with an inked ribbon interposed between the two. The ink jet printer doesn't have any hammers at all, but it does have a lot of electronics. Basically, it operates on similar principles to an electrostatic c.r.t. A nozzle, which fires tiny, electrically charged droplets of ink, is aimed at the paper. The droplets, because they are electrically charged, can be guided electrostatically. On their way to the paper, they pass between four plates, two vertical and two horizontal. By applying the necessary potentials to these plates, the droplets of ink can be guided to form letters, numbers, etc., on the paper.

The new beastie has two speeds; 1090 characters per second, and 530 c.p.s. The faster speed gives a dot matrix type printout, whereas the slower speed allows a higher "letter" quality. Literature tells that the new printer produces individual droplets at 103kHz. A Japanese version (literally) of the 6800 microprocessor is at the heart of the electronics. An 8-bit data byte is required to accurately control the position of each droplet, and the machine also contains the 14K of ROM needed. The unit could prove a winner if compatibility is observed. It should be useable in its own "write"(!), and could be offered with suitable interface, for use with a standard ASCII keyboard. Finally, a compatibility with computers to form a reasonably low cost print output unit should give it immense appeal in many markets.

Hypersonic Typist

Talking of printers; while nearly 1100 c.p.s. is fast, it doesn't compare with the latest laser printer to be marketed. Working from magnetic cards or a computer, the 6670 laser printer can

print up to 36 pages every minute! This type of non-impact printer is becoming more popular as variations come onto the market. The programs for different type fonts can easily be stored electronically in ROMs and, of course, such printers are extremely fast and quiet. The crown for the fastest of these units rests (according to my last information) with a unit that can print an almost unbelievable 160 pages per minute. Even a party political speech should take no more than 10 minutes to produce using one of these.

Cut Your PCB

Hobbyist journals usually carry an advertisement or three for etching kits enabling purchasers to make their own, bespoke p.c.bs. A company in Hanover has just launched a system that works differently.

A piece of suitable copper-clad board is clamped in position, a button is pressed, and a small tool is lowered that cuts away the unwanted metal, leaving only the desired pattern: no exposure, development, printing, wet etching, etc. The user needs only a rough sketch of the required pattern. He then traces over this using a joystick control. Positional outputs from the joystick are logged as X-Y coordinates in a control instrument. Individual pattern programs can be stored on tape so that repeat boards may be produced at any time. Up to six programs can be stored on a C120-type cassette. The unit also drills holes for the location/insertion of components.

Heart Watch

Some two years ago, a company introduced a small, wristwatch-size heart rate monitor. Now, another arrival on the scene promises to be far less expensive than its predecessor (which costs around \$500 in the US). The newcomer takes the form of a wristwatch with a digital readout. It has all the usual timekeeping functions and is, to all intents and purposes, a digital watch.

Beneath its digital readout is a small, round area. To check heart rate, the user simply places a finger over this area, and heart rate is displayed, digitally, on the watch readout. Modus operandi relies on a small l.e.d. that shines out a light at the applied finger. This light is reflected back onto a

photosensor. As blood passes through the finger, the slight expansion and contraction of surrounding tissues causes the light to be very slightly pulsed or varied in intensity. The photodetector uses the slight pulses to make a count which is then displayed.

In addition to cramming all the watch components into an average size case, the manufacturers also have to include the electronics for the heart rate facility. This has to cancel out any interference due to ambient light and then pass the signal on to sample-and-hold circuitry and on to a filter network. This signal is then converted to a logic output by using a discriminator circuit, and thence to the l.c.d. readout. Some 6 op. amps. are used in the electronics, each measuring only 0.41×0.25 mm and taking a miserly 2.2μ A. The grand total current drawn by the entire chip is only 18μ A.

Smoke Chips

If a particular application becomes popular, it isn't usually too long before the i.c. manufacturer puts the whole lot on a single chip. This is now the case with smoke detection—well, almost.

Known as the CS-179, this i.c. has most of the circuitry on board. An internal timer creates 22ms pulses at 15s intervals. Each pulse is used to activate/energise amplifiers i.r. detector, photodiode and relevant logic circuitry. The photodiode receives the i.r. pulses but if any optical attenuation between the two (like smoke) goes above a preset level, then the logic circuitry starts calling for help. The attenuation level can be easily set by an external potentiometer. After receiving the first "above threshold pulse", the unit waits until a second one arrives as a confirmation before triggering alarm circuitry.

One clever feature is that after receiving the second danger pulse and sounding the alarm, the unit alters the timer frequency such that the pulses are only 1s apart. Thus when two, 1s "no smoke" pulses are received, the unit will switch off the alarm—instead of carrying on for 30s.



BURGLAR

ALARMS PART 2



P.J.WALES

The aim of this series of articles is to show the home-creator or d.i.y. enthusiast how he might go about installing his own security system, using a combination of mass-produced devices and home-produced design and electronics.

It would be impossible, naturally, to describe and specify a single system that would suit all pockets, premises and security requirements. Security is very much a personal matter and any effective system must allow for the varying habits of the occupants as much as for the value of goods to be protected, the actual design of the building, how much cash is available to be spent on the system and a host of other variables. It is mainly for the would-be installer to decide the exact form and level of protection that his system is to provide; essentially, all *PW* can do is to point the way as regards design and wiring, and show how to “connect the thing up”. So, whether you are considering a very basic level of security or whether you want to instal a full-blown system to British Standard BS3545, we hope to be able to give you a very good idea of how to go about it.

The order in which you should carry out the various parts of the installation depends largely on you, the weather conditions and, if you have one, what sort of mood your wife is in. In other words, there is not really any logical sequence that we can recommend—you must plan your own operations according to the circumstances that confront you. What we are doing in this series is to break the subject down into conveniently explicable areas—you should thus be able to more easily decide your own personal plan of attack!

Tools

The average motley collection of household tools should be quite sufficient for most of the installation and the only item unlikely to be in your tool-box is a long drill for drilling through walls, and for use when installing the wiring into the “security door”. Therefore, it might be a good idea to beg, borrow or even buy a 3ft × $\frac{3}{8}$ in drill.

The other items you will need are: a junior hacksaw; a chisel; a drill plus bits and the normal hammers; screwdrivers and pliers, etc. The professionals use crimp-type termination techniques which employ a special tool to crush the crimp onto the wire producing a cold-welded joint; this avoids having to use a soldering-iron in awkward locations and using this method might, therefore, save your carpets and fingers from being burnt!

Security Door

The “security” or “final exit” door is normally that which occupants habitually use in leaving or entering the house and should be a strong door (*not* a patio door) preferably fitted with a mortice lock. In being transformed into a security door this lock must be replaced with a security type; this version incorporates a switch which renders the system “live” as the door is locked.

The wires are brought into the frame edge of the door via a “door-loop”—in effect, a short length of coiled or ribbon cable with a tamper-proofed box at each end (Fig. 1). Carefully remove the existing conventional lock and fit the security one; some work with the chisel will almost certainly be necessary, the aim being to remove the least possible quantity of wood and to make the maximum use of existing fittings. Try to line up the lock bolt with the keep (the rectangular hole in the door-frame that the bolt moves into as the door is locked) so that the keep itself does not have to be relocated.

If your aim is to instal a full-blown system that satisfies the requirements of BS3545 you will need, at this point, to fit a “lock-plate”. This is a printed circuit matrix on a flexible base which is slid in with the lock. It must, of course, be towards the outside of the door as the aim of it is to give an immediate alarm if an intruder tries to drill through the lock. If such an attempt is made, the track on the lock-plate will be broken and the alarm will sound. Naturally, this is one of the devices that should be subject to 24 hour monitoring—therefore, it should be incorporated into the 24 hour loop along with the personal attack buttons, fire sensors and tamper-proofing switches.

When the new lock is a flush fit in the door and works smoothly, the area isolation switch (or switches) can be fitted. These are mounted (Fig. 1) in a standard sliding-door pull fitted into the edge of the door so that when the door is closed, the switch is inaccessible and cannot be moved. Start by chiselling the cut-out in the edge of the door to the correct dimensions for the lock face, and then offer up the door pull with the switches mounted in it (sliding-door pulls, it is worth mentioning, are usually chrome-plated and therefore you will need to drill *slowly* to get through them). Mark the points in the cut-out where the backs of the switches make contact, and then drill holes that are large enough for them to slide into when the door pull is eased into its final position.

Installing the wiring into the door is more tricky. Use the 3ft drill to bore a hole from the lock recess to the opposite side of the door-frame and another from the area

isolation switches to meet it. Then drill a hole through the face of the door (where one of the tamper-proofed boxes will be located) to meet the first hole before using a long piece of stiff wire to hook the connecting wires through. You will find it easier to make two separate "runs" through the door, one for the area isolation switches and the other for the security lock connection, rather than to try to arrange the split in the cable to be halfway across.

Door Sensors

Door sensors of the magnet-operated concealed reed-switch variety should be fitted as shown in Fig. 1. Saw carefully across the door-stop at about 4in from floor level and carefully chisel section C away. Drill hole A for the sensor itself and hole B as the exit route for its lead wires—obviously, the two should meet! Chisel a channel from hole B to the floor and then use stiff wire to hook the lead wires through from hole A. You may, of course, have to do a little more chiselling in order to get the wires under the carpet gripper if one is fitted, before taking the wires off in the required direction. When inserting the sensor, ensure that it fits just below the surface of the door-frame—now mark a hole in the edge of the door to line up with it and then drill it so that it is a firm fit on the magnet actuator. Opening and closing the door, check with a continuity-tester of some kind (a battery and bulb is the simplest!) that the switch is functioning correctly. When you are satisfied, wire the device into the main security loop.

It is often possible to instal a second magnet behind the first to ensure that the sensor functions reliably; you may find this to be a necessary precaution if the gap between the door and frame is rather wide. Make sure that the second magnet is inserted correctly though, otherwise you will weaken rather than intensify the field strength!

Finally, replace the section of door-stop by gluing it into its original position (a couple of panel-pins will hold it while the adhesive hardens), and then apply filler around the sensor head and cut-marks to achieve a finished surface. A coat of paint will then add the final touch.

Pressure Mats and Windows

The fitting of pressure mats or pads is fairly easy; as with all security devices, careful siting is the main requirement. Those to be installed under the stair-carpet, for example, should be able to fit flat within the depth of the stairs so that they are not permanently bent. If this is not the case, they will eventually go short-circuit.

When placed under windows, the larger type of mat should be used. Put them under the carpet so that anyone climbing or jumping down from the window-sill is certain to land on them—about 9in from the wall is about right. You may find it necessary to lay two mats adjacent to each other to achieve the coverage required.

Wiring to vibration sensors must be surface wiring, but it is usually possible to disguise it to some extent by hiding it behind the curtains. The sensors themselves should be stuck to the window-glass and, to maximise the sensitivity of the device, as far from the window-frame as possible. A word of caution, though: if the window is large and there is heavy traffic passing nearby, false alarms could result. Please try to aim for a reasonable compromise if you consider a good night's sleep to be priceless!

Alarm Generators

The weak link in any security system almost invariably lies in its method of communication with the outside world. No matter how many gadgets are deployed around the house, how sensitive they are or how effectively they function, the system is totally useless if no-one can be made aware that a device has been disturbed. As nearly everyone knows, the usual main alarm generator used is a very loud bell, mounted outside where it will attract the maximum attention. If "Fingers" can silence it even before it has started to sound, he can enter your premises at his leisure, setting off all the alarms that he likes, without caring a hang! Obviously, this must be prevented if the system is to be at all worthwhile.

We can make a good start by making it as difficult as possible for him to get at the alarm generator, and this can be done in two ways. Firstly, a fair measure of

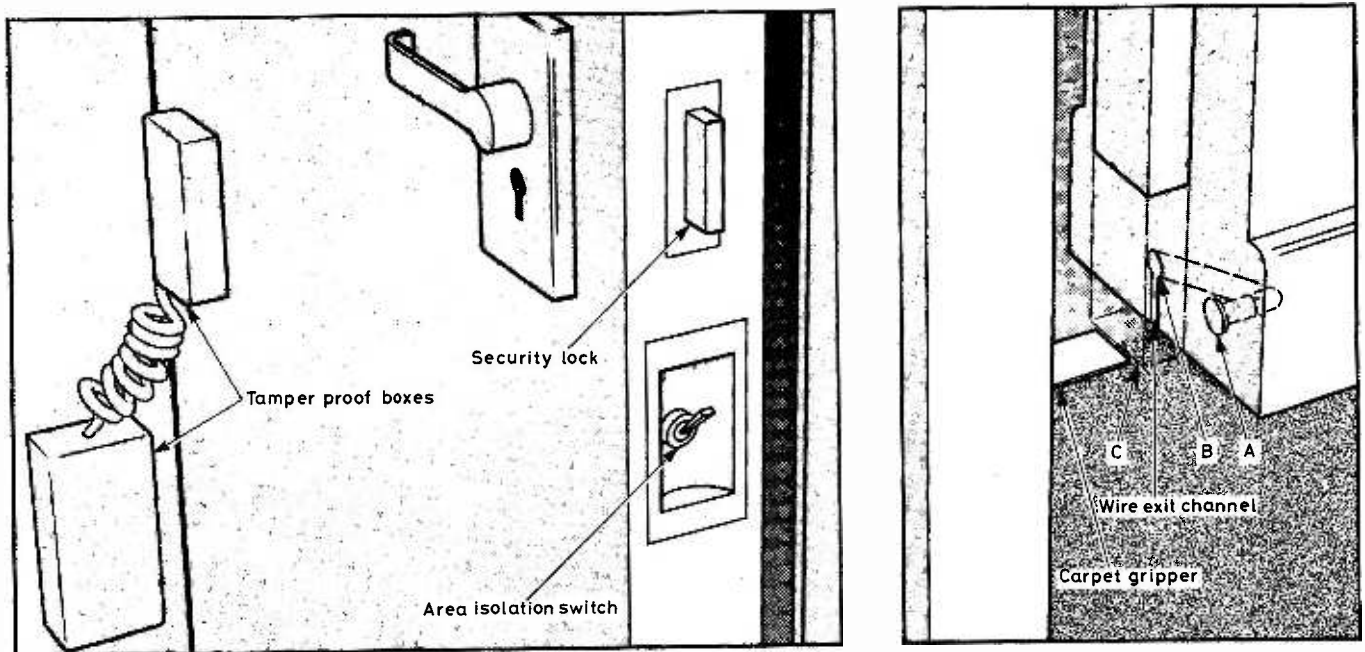
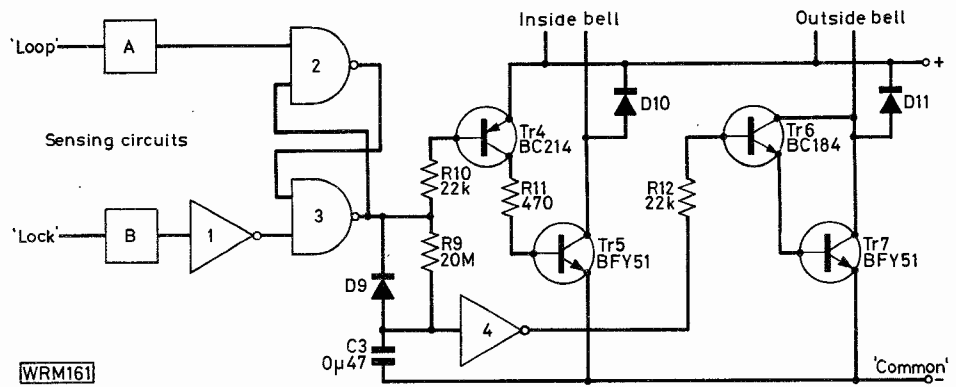


Fig. 1: Details of security fittings for doors. The left-hand drawing shows the fitting of a security lock, area isolation switch and the tamper-proof boxes for taking the wiring from door to wall. The other drawing shows the method of installing magnetically operated door sensors

Fig. 2: Circuit diagram of the control unit. The two sensing circuits A and B are identical and are shown in detail in Fig. 3



protection can be simply provided by mounting the noise-maker high up on the wall of the house; already, "Fingers" needs a ladder, an item which is large, inconvenient and difficult to handle in silence. Still more protection can then be added by locating the bell or siren in a steel box which will, of course, incorporate a tamper-proofed lid. If our hero removes this, he will break the 24 hour loop (which we described in Part 1); the batteries also contained within the box will enable the alarm to sound. The same will occur if the cable to the box is cut—the bell is then said to be "self-actuating".

The idea is to make the alarm generator as inaccessible, visible and as impractical to disable as possible; thus its siting is quite critical. Mount it high on a wall, facing the road where it can plainly be seen by passers-by. Make it obvious (paint the box bright red, perhaps, and have the word "Alarm" on it in large capitals!) and incorporate the tamper-proofing and external wiring into the 24 hour loop. With these precautions taken, the whole business of levering the box off the wall, for example, and silencing it with a blanket in the back of a van will have been made very tricky indeed.

Naturally, making the outside bell-box inaccessible to an intruder means that it is inaccessible to you also—so the installation is not easy! Having selected a location for the box (try and tuck it up under the eaves to give it some protection from the weather), use the 3ft drill to bore a hole through the wall for the cable; you will probably find it easiest to do this from inside the attic. If you now leave the drill poking through the wall, you can use it to support the bell-box while you mark out the correct mounting holes on the outside surface of the wall. Having removed the box, drill the mounting holes for a suitable size of Rawlplug and then screw the box firmly into position. Remember—the more effort you spend in putting the box up, the more difficult it will be for "Fingers" to get it down again!

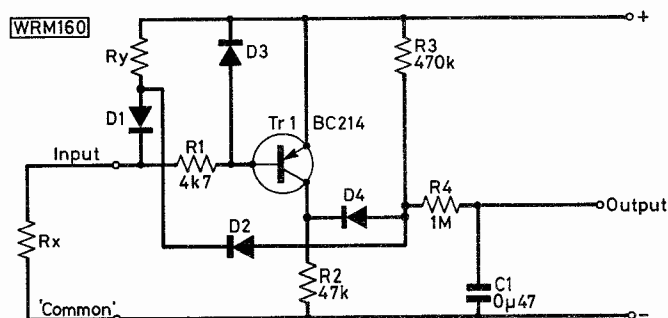


Fig. 3: Circuit diagram for the two sensing circuits of Fig. 2

In addition to an outside bell, you will also require an inside bell. Although we have called both alarm generators "bells" (that is, after all, the traditional alarm), a different form can easily be used. A very loud siren for the outside "bell" for example, and perhaps a buzzer or other less powerful form of audible warning device for the inside "bell". The inside sounder is not intended to be very loud, it must be pointed out, because its principal function is to warn the occupant that the system has been turned on with a sensor in the alarmed condition—you left a door or window open, perhaps. It therefore only needs to be powerful enough to be heard by the occupant after he has security-locked the final exit door, but is still immediately outside. Generally, therefore, it will need to be located on the ground floor.

Sensing and Control

The circuit diagram of the control unit is shown in Fig. 2. Note that the sensing circuit "A" and "B" are identical to each other and are included in the p.c.b. copper pattern and component layout (Fig. 4). For ease of explanation however, we have shown the sensing circuit itself separately in Fig. 3.

The control unit must, of course, be trouble-free in operation and has been designed in the belief that simplicity breeds reliability. In order to achieve the basic aim using a minimum number of components, a circuit has been devised which will produce a negative output for either an open or short-circuit input, and a positive output when the correct resistance is present in the loop.

Considering this circuit first (Fig. 3), Tr1 is the active component which is held in conduction by applying a bias voltage to its base via R1; this voltage is set by the potential divider Rx and Ry, the values of which we have deliberately left unspecified. If we did specify an exact value for these two components, this would inform the "opposition" as to the most important parameter of the system, and the available security would be much reduced, of course. So we leave it to you to decide the exact values of these two resistors—the conditions that must be satisfied are that $R_x = 10R_y$, where Rx must be in the range $1k\Omega$ to $1M\Omega$ and Ry, therefore, must be between 100Ω and $100k\Omega$. Leaving the choice to the individual constructor means that the number of resistors a knowledgeable intruder could insert into the circuit in an attempt to defeat it, is very large.

The sensing circuit design is such that large reductions in supply voltage to the circuit are possible before Tr1 ceases to conduct. This guards against false alarms caused by, for example, the failure of the mains supply. Let us suppose that a mains-derived 12V supply fails and that

BRITISH STANDARD BS3545

This mighty tome is produced in several parts by the British Standards Institute and sets out, in very great detail, specifications for security equipment and the manner in which it is installed. In very condensed form, the essential points that it makes as far as our system is concerned, are as follows:

- ★ All wiring in the installation must be self-protecting or within the protected area; the alarm must sound if any wiring, whether or not it is exposed, is cut.
- ★ All active components must be protected, or within the protected area. Therefore all boxes must have tamper-proofing switches in them, and items such as the final exit lock must be inside the protected area also.
- ★ In the event of a mains failure, the standby power supply must be capable of running the system for 72 hours and then sounding the alarm for one hour. If rechargeable batteries are used and become discharged, the power supply must be able to fully charge them within 24 hours. The system must give an alarm if the supply charging the batteries fails.
- ★ If the system develops a fault when switched on, it must advise the user without delay.

a 6V supply from dry batteries replaces it, and that you have selected respective values of 100Ω and $1k\Omega$ for R_y and R_x . With the 12V supply, the current flowing through R_y , D1 and R_x will be $10.9mA$, the potential difference across R_y will be $1.09V$ to which we can add $0.6V$ for the p.d. across D1 (forward-biased silicon diode)—therefore, the base-emitter bias voltage applied via R1 to Tr1 will be $1.69V$. If the mains supply now fails, and a 6V supply is substituted, the current through $R_y/D1/R_x$ becomes $5.45mA$, the p.d. across R_y becomes $0.55V$ to which, again, we can add $0.6V$ for the p.d. across D1. The base-emitter bias now becomes $1.15V$ —Tr1 is there-

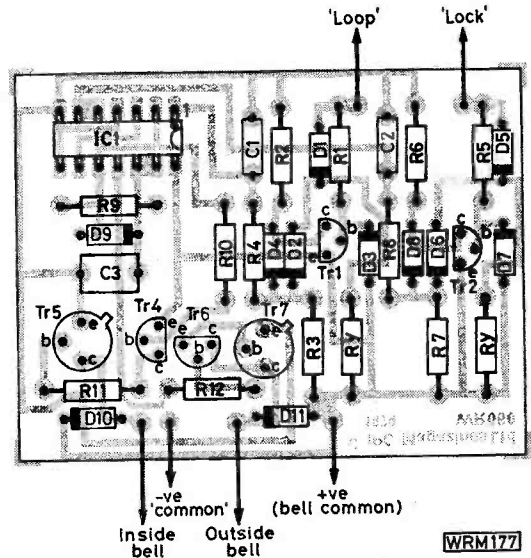
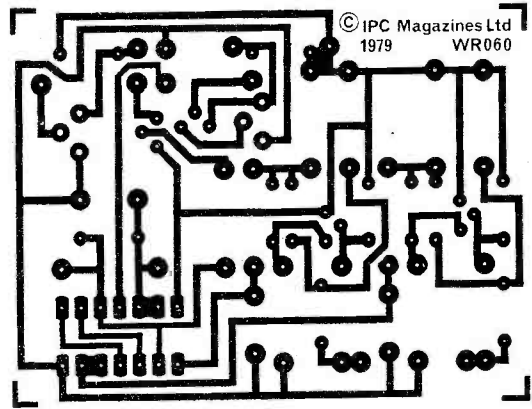


Fig. 4 (Top): The p.c.b. copper track pattern, shown full size, of the control unit. (Below) The component placement drawing for this unit

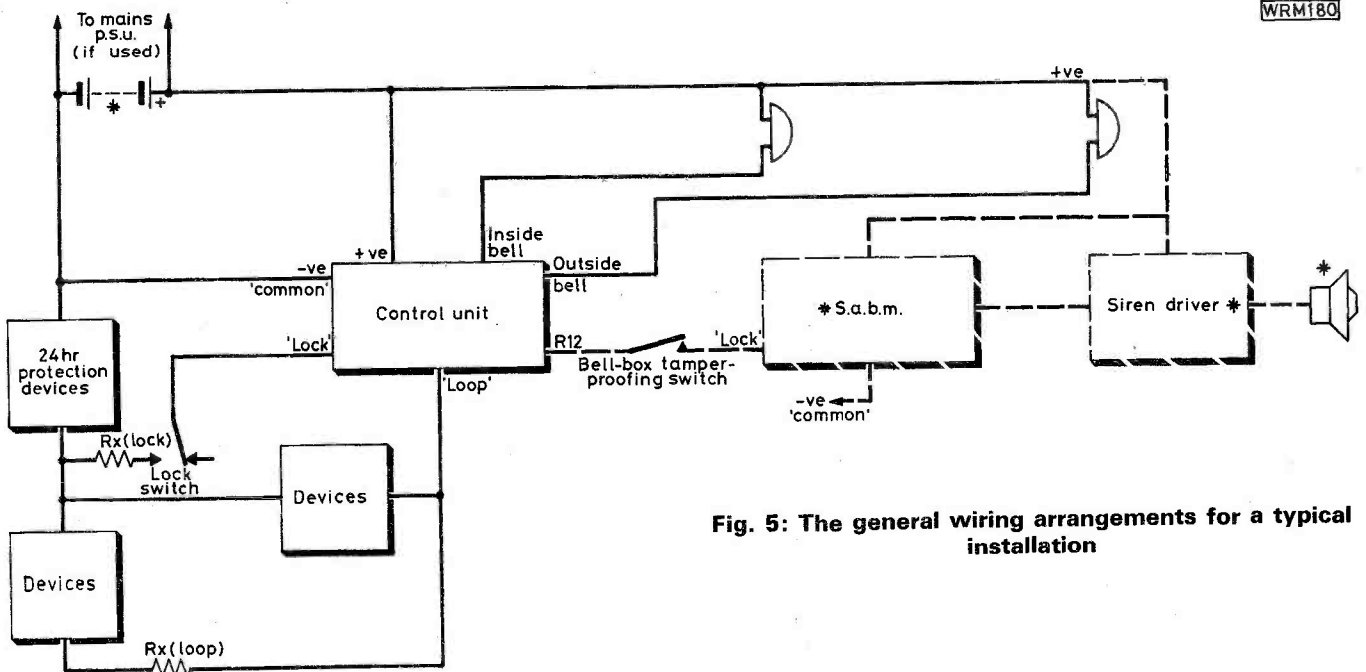


Fig. 5: The general wiring arrangements for a typical installation

★ components

CONTROL-UNIT AND SIREN DRIVER CIRCUITS*

Resistors

±W 5%		
470Ω	1	R11
3.3kΩ	1	R14
4.7kΩ	2	R1, R5
10kΩ	2	R13, R15
22kΩ	2	R10, R12
47kΩ	2	R2, R6
470kΩ	2	R3, R7
1MΩ	2	R4, R8

±W 10%

1.5MΩ	1	R16
20MΩ	1	R9
Unspecified	2	Rv

NB. The value of Rv is selected in conjunction with that of Rx (see circuit diagrams and text).

Capacitors

Polycarbonate

47nF	1	C9
0.22μF	3	C4, C5, C8
0.47μF	3	C1, C2, C3

Electrolytic 16V

47μF	1	C7
220μF	1	C6

Semiconductors

Diodes

1N4148	12	D1-12
--------	----	-------

Transistors

BC184	1	Tr6
BC214	3	Tr1, Tr2, Tr4
BFY51	2	Tr5, Tr7

Integrated circuits

LM380N	2	IC3, IC4
LM555	1	IC2
4011B	1	IC1

*The component quantities given above are sufficient to construct one only of each circuit.

Miscellaneous

Equipment wire for interconnections; printed circuit boards (available from advertisers in *PW*); 10-15W horn loudspeaker (Maplin XQ74R or similar—required for use with the siren-driver); buzzer or sounder (for use as “inside bell”—RS 248-808, 249-429 or similar); dry or rechargeable batteries; cable, fixings and fittings; plastic cases; security and fire devices; general household and d.i.y. materials as required.

NB. Security devices and fittings are available from advertisers in *PW*.

fore still firmly conducting and will remain so down to much lower supply voltages, thanks to the “stabilising” action of D1.

So, providing that Rx is left undisturbed, Tr1 will stay in a conducting condition and the output will thus be


positive. With the transistor conducting, D2 and D4 are reverse-biased and the output is thus connected to the positive rail via R3 and R4.

If, say, a pressure-mat is operated short-circuiting Rx, the negative rail forward-biases D2 via the short-circuit, taking the output negative through R4. If a reed-sensor is disturbed, Rx is open-circuited removing the base-emitter bias from Tr1 which stops conducting. Thus its collector will go negative via R2, forward-biasing D4 and again the output will be negative. Capacitor C1 is a slugging capacitor which, with R4, produces a delay of 1 second which serves to prevent false alarms from being generated by noise on the loop circuit.

This same circuit (as sensing circuit “B”) is also used to condition the control-unit logic according to whether the system is “on” or “off”—this is, of course, determined by the security lock contacts. The output is reversed in polarity by the inverter (1) before being fed to the bistable latch (NAND gates 2 and 3).

Passing on to the control unit itself (Fig. 2), when the door is unlocked the output of the inverter (1) will hold the latch in the non-alarm state; changes in the loop resistance caused by doors opening and closing, etc., will have no effect on the control unit outputs. When the door is locked, however, the “hold” is removed from the latch but it stays in the same condition for as long as the output from the sensing circuit remains positive. If any of the alarm sensors in the loop are now activated, sensing circuit “A” produces a negative output and the latch immediately changes state. The output of gate 3 goes negative, turning on Tr4 and Tr5 causing the rail voltage to be applied to the inside bell. Capacitor C3 charges via R9 to provide a 10 seconds delay before turning on Tr6 and Tr7 via inverter (4)—these transistors apply voltage to the outside bell. The delay is, of course, to cater for the situation where the householder sets the system by means of the security lock, only to find that the inside bell sounds because he has left a door open. Obviously, this is going to happen quite frequently and it is only fair to give him a chance to reset the system by unlocking the door again, before the outside bell sounds!

In the simplest type of system, this basic circuit is used on its own and is mounted in the bell-box together with the batteries. The external connections to the p.c.b. are as shown in Fig. 4. The common wire to the “lock” and “loop” sensing circuits is wired via the permanently-sensed items (tamper-proofing switches, 24 hour loop, lock-plate, personal attack buttons and fire-sensors as appropriate).



The completed p.c.b. for the control unit. Compare this with Fig. 4

to the "lock", "loop" and "isolation" resistors (value R_x —see Part 1, Fig. 2).

The other side of these resistors then forms the return path for the appropriate sensing circuit. The point at which the common wire is connected to the p.c.b. is also connected to the negative terminal of the battery. The effect of interrupting this common wire (operating a personal attack button, for example), is to make R_x open-circuit for both sensing circuits, of course. They will thus both produce a negative output which will present two positive inputs to NAND gate (3)—its output will therefore be negative, and the alarms will sound as described previously.

Fig. 5 shows a general wiring arrangement for a typical installation which should clarify how the interconnections should be made, and which should be studied in conjunction with Fig. 2 of Part 1 in the September issue of *PW*.

S.A.B.M.

Increasing the level of security to British Standard makes matters, as one might expect, rather more complicated. Two of the basic control-units are now required—one inside the house, and the other outside in the bell-box. The latter we shall now term a "self-actuating bell module" (s.a.b.m. for short!) which acts as a slave of the inside unit. This inside unit now assumes the title of "control-unit".

The inside control-unit is connected with its "lock" and "loop" sensing circuits as before, but Tr6 and Tr7 are not used. The output to the external s.a.b.m. is taken instead from the end of R12 (at the point where it would have been connected with the base of Tr6). R12 now acts as R_x (loop) and, although it is marked as $22k\Omega$ can, if desired, be changed providing, of course, R_x is still made to be equal to $10R_y$. In other words, if the value of $22k\Omega$ is retained, R_y in the s.a.b.m. must be $2.2k\Omega$. The output from the end of R12 is connected to the "lock" input of the s.a.b.m.; the "loop" input is unused, and is left open-circuit.

When the main control-unit registers an alarm, the positive potential that was previously used to turn Tr6 and Tr7 on, is now used to turn Tr2 of the s.a.b.m. off. This causes the output of the s.a.b.m. "lock" sensing circuit to go negative as previously described, causing Tr4 and Tr5 of the s.a.b.m. to turn on (the inside bell-feed—not used) and, after a delay of 10 seconds, Tr6 and Tr7 also. Do note, though, that the delay introduced by the internal control-unit must be added to this; the total delay from the moment when the internal control-unit senses a disturbance to the alarm actually sounding is therefore around 20 seconds.

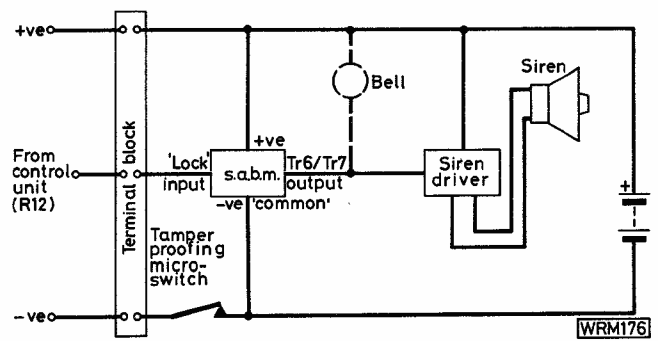


Fig. 6: Bell-box wiring diagram

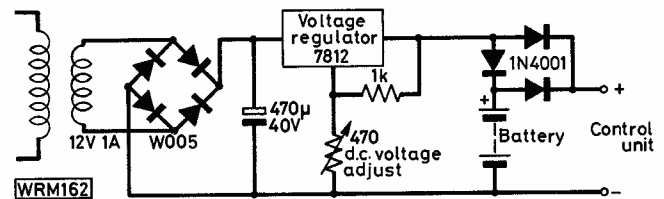


Fig. 7: Circuit diagram of the power supply

Siren

If you want to make a lot of noise with your main alarm—and there is much to recommend it—then a really loud siren is the answer. Fig. 8 shows the circuit diagram for a siren driver circuit the output of which, when fed into a horn loudspeaker, will produce a simply incredible amount of noise (well over 100dBA, in fact). Its note is that of an American police-car siren.

It works thus: IC2 is an LM555 which is effectively halved, each half being made to perform different functions in the circuit. One half runs as an astable multivibrator (duty cycle 150:1), producing a negative-going pulse which is fed via D12 to the input of the other half of the device (pin 3), which is run as a voltage-controlled oscillator sweeping from 400Hz to 650Hz at the rate determined by the multivibrator. Integrated circuits IC3 and IC4 are LM380N's, connected as a bridge amplifier which feeds the final output to the loudspeaker. The voltage of the input signal applied to the bridge amplifier is sufficient to ensure that its output is always a square-wave—the output of the amplifier is therefore raised from 2W in single-ended configuration, to well over 10W.

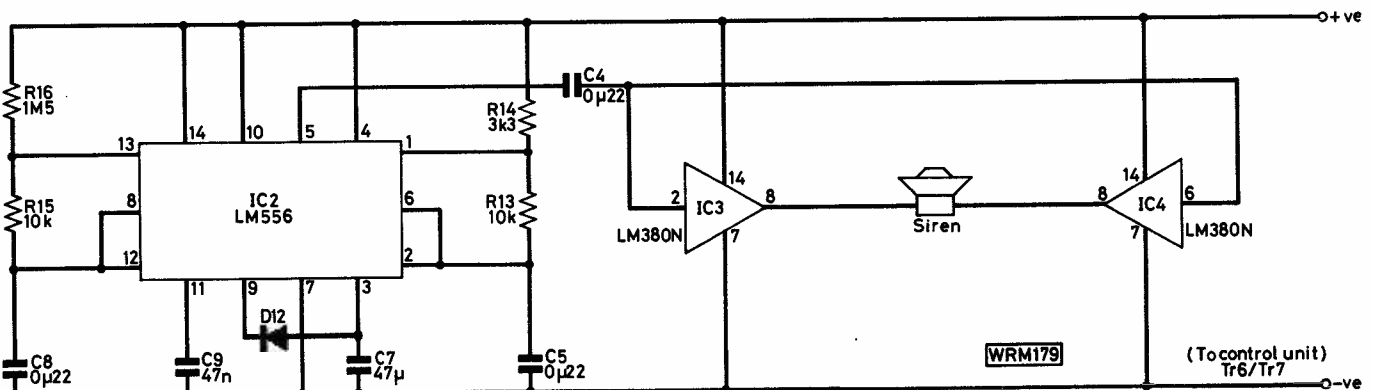


Fig. 8: Siren-driver circuit diagram

The "siren" itself is a horn loudspeaker which is suitable for external use in a protected environment—ordinary speakers would, of course, soon have soggy cones if used in the outside box!

The circuit is activated by the "Outside Bell" connection from the s.a.b.m. When there is an alarm, Tr6 and Tr7 conduct as we discussed previously; by so doing, they act as a switch extending the negative rail to the siren driver, turning it on.

One final point concerning the siren circuit. The observant among you may have noticed two spare pairs of holes shown on the p.c.b. diagrams (Fig. 9), adjacent to pin 1 of IC3 and IC4. If you find on completing your siren circuit that the audio output is rather distorted and unstable, use these holes to connect a 4.7µF 16V tantalum bead electrolytic capacitor across pins 1 and 2 of each LM380N (positive lead to pin 1!)—this has the effect of slightly lowering the gain of each device and should effect a cure.

The question of how to power the system depends, once again, largely on the approach of the individual constructor and how much money he is prepared to spend. The power can, of course, be quite simply supplied by using dry batteries—they will need to be outside in the bell-box with the control-unit in the basic system, in order to sound the alarm if the box is ripped off the wall or if the cable to it is severed. In the case of the full system (incorporating the s.a.b.m.), you will require a set of batteries indoors as well if you want the inside bell to sound when this happens; at least you are then provided with some warning, albeit not very loud, if "Fingers" does contrive to silence the main outside alarm.

Dry batteries will naturally have to be changed periodically, and it is undoubtedly less troublesome to have a mains-derived power supply which can then be used to charge sealed lead-acid batteries in the outside box. In order to meet BS3545, however, you will still need inside batteries (but they can be dry ones) to power the inside bell if the cable to the outside box is cut during a power failure. Unlikely, but it could, of course, be just your luck that a villain tries to gain entry during, say, a scheduled power cut brought about by an industrial dispute.

So, rechargeable cells are certainly worth thinking about, particularly if your outside box is 20ft up the wall! Fig. 7 shows the circuit diagram for a 12V power supply which you could simply construct on Veroboard, mount in a plastic case with the indoor dry batteries, and attach to the wall in your airing-cupboard, perhaps. It is there that the mains supply for the immersion heater might be conveniently situated and could be used to power the system. Do remember though, that mains electricity and water, when combined, are lethal!

Although we have not shown a specified d.c. supply voltage on our diagrams, 12V is recommended. It is unwise to exceed this figure if false alarms are to be avoided.

You should by now have ample information upon which to base the design and installation of a security system for your house. Naturally, we cannot be specific in describing a wiring-route for any particular house beyond saying that it is a good idea to follow water-piping when descending from floor-to-floor, and that the outside bell-box is normally best reached from inside the loft.

Therefore, a great deal of very careful thought needs to be devoted to the project before you start. It is attention to detail that will make your system really effective as a deterrent—where the outside box should be placed, how sensors should be distributed about the house, the nature of the power supply. You could, perhaps, use a second "dummy" outside bell-box—if the would-be intruders go for this one first, it may win sufficient time to enable you

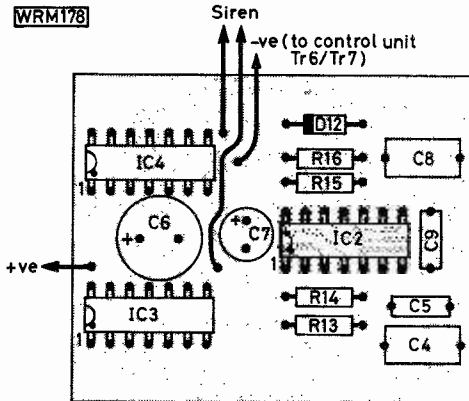
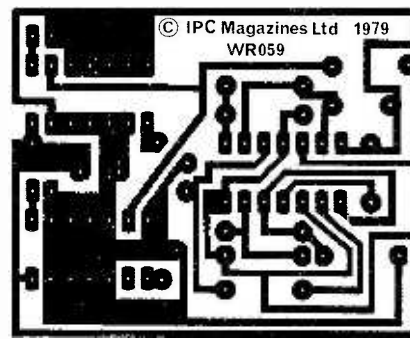


Fig. 9 (Top): Copper track layout of the siren-driver p.c.b. shown full size. (Below) The component placement for this board

to ring the police. Remember that to beat the thief, you must be as devious and cunning as he is and, hopefully, more so.

Having designed a system use a colour code for the loops, stick to it religiously throughout and, most importantly, do not neglect to prepare an accurate written record of everything you do. The system, hopefully, will be very reliable—but if a fault crops up in five years time, you will obviously find it extremely difficult to track down if you cannot somehow exhume the details of the original installation!

Put all external electronics in a sealed plastic case and varnish the completed p.c.b. to guard against condensation; you are up against the British winter, remember, and the external bell-box will not in itself provide sufficient protection against the all-pervading damp that we know and love so well!

The final hint? Please, do use only top quality components in the construction of your system if you value a good night's rest and wish to avoid faults and false alarms. Also, when constructing the control-unit or s.a.b.m. do take the necessary precautions when handling the CMOS i.c.—keep it in the conductive foam until it is needed, avoid touching the pins with your fingers, and make sure that your soldering-iron is properly earthed. If you fail to do this, you could be faced with false alarms, even some months after the completion of the installation.

Next Instalment

Part 3 of our "Burglar Alarms" series describes how you can construct your own microwave motion detector unit.

As it is really a constructional project in its own right, we thought we would give the device an identifying title from our list of nearby popular resorts.

From this list we have selected the name which seemed most appropriate—yes, in Part 3 of "Burglar Alarms" you will find the *PW* "Parkhurst"!

AERIAL SPECIAL

NEXT MONTH IN...

practical WIRELESS

FREE

PRACTICAL AERIAL DATA CHART

The last *PW* Aerial Chart was published in 1972, and has been in demand ever since. Next month we bring you an updated and expanded version, double-sided and measuring 508 x 356mm. Don't miss it—1986 is a long way off!

also:

AERIALS FOR 160m

The designer of the VMOS Top Band Transmitter featured in our July issue, John Green, gives us the benefit of his experience in developing aerial systems for this band, and ways of matching them to a 50Ω broadband output circuit

MW/LW LOOP AERIALS


In recent editions of "On the Air", Charles Molloy has been giving hints and tips on using and modifying the ever-popular *PW* Loop Aerial design. We asked him to gather them all together in one article, and here it is

**and:
HI-FI GLOSSARY
Continuing**

Practical Wireless, October 1979



SIMPLE!



"Wireless" is a word I personally think is slowly becoming extinct. The greater part of today's radio magazines seem to consist of electronic games, games on TV, electronic organs, Hi-Fi stereo amplifiers, etc. There seems little room left for the amateur who would like a wireless circuit to construct without having 75 per cent of it already done for him.

Last year I talked to quite a number of young "chaps", both at work and at my local radio club, who are just getting interested in electronics and who would like to start constructing but are so bogged down (like many of us) by the number and variety of i.c.s that they just don't know where to start. Hence the reason for this article.

Super-regen

The circuit will quickly be recognised as our old friend the Super-regen (Super-regenerative receiver). I have a good communications receiver but still get a lot of enjoyment from using one of these circuits, and there is a certain fascination to quickly winding a random number of turns on a coil former, plugging it in and listening to what frequency one gets. This simple receiver is easy to construct and get going, and is also cheap. The receiver is very sensitive and can extract the audio-signal information from a signal as low as 0.5 microvolt.

The r.f. signal developed across L1 is inductively coupled into the detector tuned circuit L2 and VC1. This r.f. signal is applied to G1 of the f.e.t. 40673, which operates as a gate-leak detector (similar to the grid-leak detector of a valve). The capacitor C2 and the gate-leak resistor VR1 bias the circuit so that only the positive peaks of the r.f. signal result in a current flow through the 40673. These current pulses vary according to the a.m. signal superimposed on the r.f. carrier wave. These audio-signal variations are amplified in the source-to-drain circuit of the 40673.

The source-to-drain current of the 40673 flows through a portion of the tuned circuit L2, and the r.f. components of this current are inductively coupled back to the tuned circuit by the autotransformer action of L2, in the correct phase to reinforce the signal developed at G1 of the 40673. This regenerative feedback permits repeated amplification of the signal and increases the sensitivity of the detector circuit. Feedback is controlled by VR1.

Maximum regeneration for a.m. occurs at a critical point just before the detector oscillates, and for c.w. and s.s.b. just beyond the point of oscillation. The r.f. choke L3 and C3 and C4 form low-pass network that filters out the r.f. components in the drain circuit current. Tr2 is a simple stage of audio amplification.

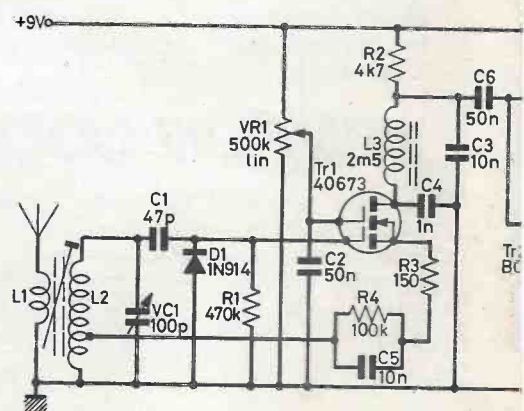
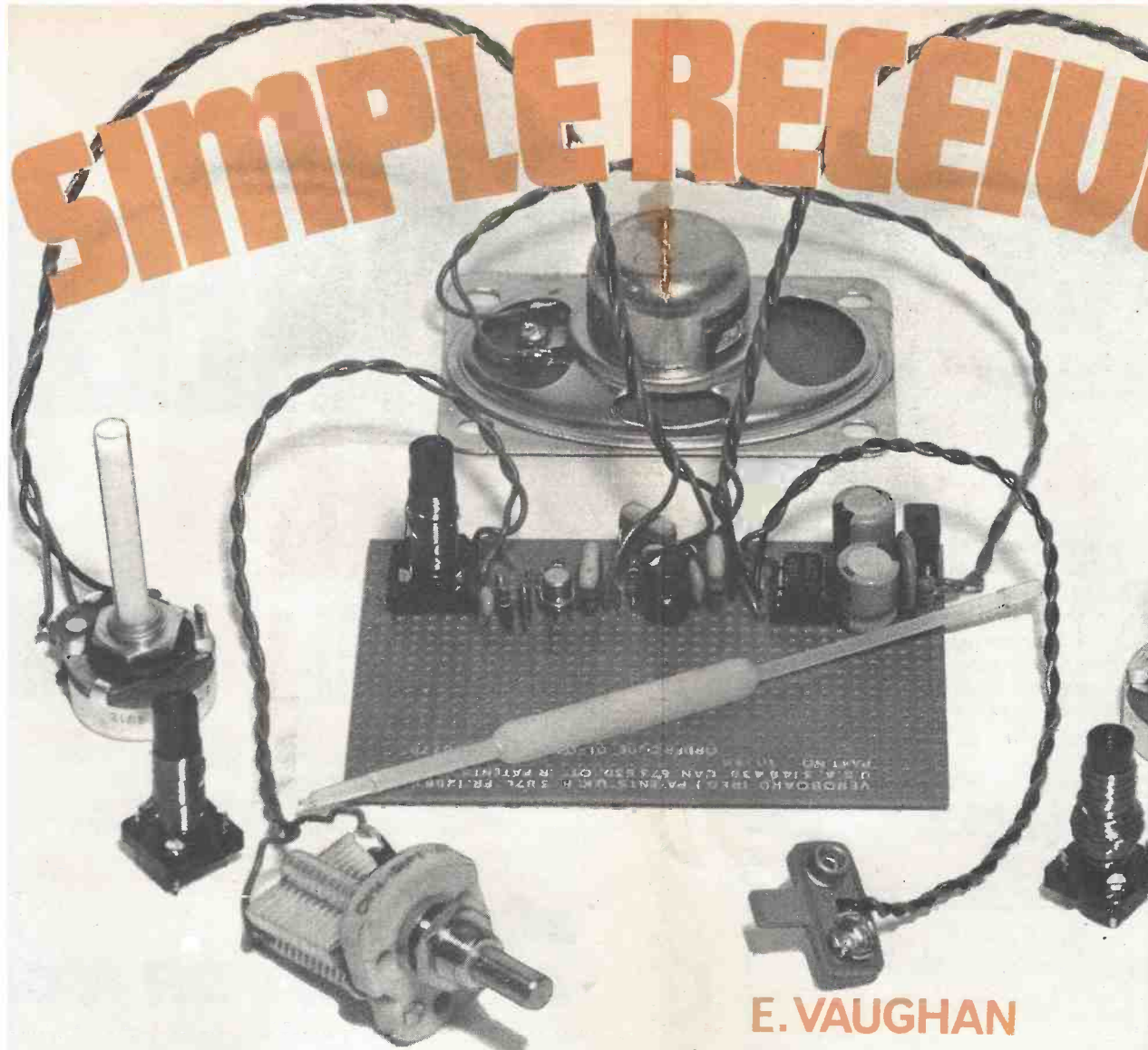


Fig. 1: Circuit diagram of the simple regenerative receiver. Use a 6mm diameter coil former and have number of turns tapped at 25 per cent from wind the coils attach the end of the wire to view) and wind 75 per cent of the turns (round clockwise and attach. Take the wire do again and wind L1, finishing with the wire turns, L2 40 turns tapped at 10 turns from similar enamelled copper wire. You will need L2 to obtain th

SIMPLE RECEIVER



E. VAUGHAN

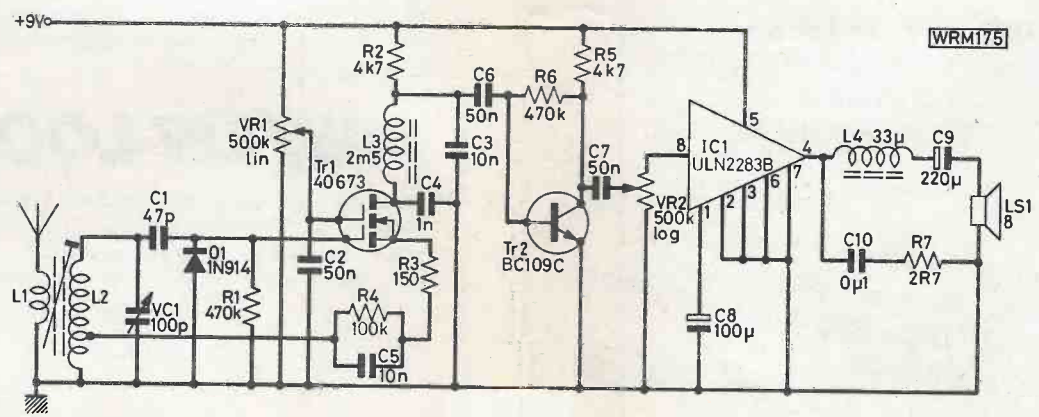
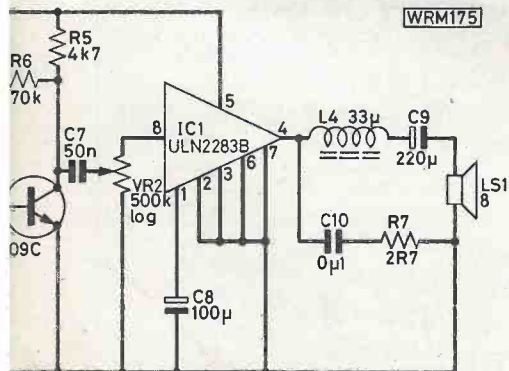


Fig. 1: Circuit diagram of the simple regenerative receiver. L1 and L2 are wound on a Neosid 6mm diameter coil former and have the following ratio of turns. L2 has any number of turns tapped at 25 per cent from the earthy end. L1 has 25 per cent of L2. To wind the coils attach the end of the wire to the solder tag to the right of the notch (top view) and wind 75 per cent of the turns for L2. Take the wire down to the next tag round clockwise and attach. Take the wire back up the former and continue winding the remaining turns of L2. Take the wire down to the next tag round and then back up again and wind L1, finishing with the wire to the last tag. Suggested turns are L1 10 turns, L2 40 turns tapped at 10 turns from earthy end. The wire could be 24 s.w.g. or similar enamelled copper wire. You will need to be prepared to experiment with L1 and L2 to obtain the best results.

RECEIVER



E. VAUGHAN



...ative receiver. L1 and L2 are wound on a
... the following ratio of turns. L2 has any
... the earthy end. L1 has 25 per cent of L2. To
... the solder tag to the right of the notch (top
... L2. Take the wire down to the next tag
... back up the former and continue winding
... on to the next tag round and then back up
... to the last tag. Suggested turns are L1 10
... earthy end. The wire could be 24 s.w.g. or
... to be prepared to experiment with L1 and
... best results.

★ components

Resistors

$\frac{1}{4}$ W 5%		
2.7 Ω	1	R7
150 Ω	1	R3
4.7k Ω	2	R2, 5
100k Ω	1	R4
470k Ω	2	R1, 6

Potentiometers

500k lin.	1	VR1
500k log.	1	VR2

Capacitors

Ceramic Disc

47pF	1	C1
1nF	1	C4
10nF	2	C3, 5
0.1 μ F	1	C10

Polyester

50nF	3	C2, 6, 7
------	---	----------

Electrolytic p.c.b. type

100 μ F 15V	1	C8
220 μ F 15V	1	C9

Variable

100pF	1	VC1
-------	---	-----

Semiconductors

Diodes

1N914	1	D1
-------	---	----

Transistors

BC109C	1	Tr2
40673	1	Tr1

Integrated circuits

ULN2283B	1	IC1
----------	---	-----

Inductors

33 μ H	1	L4 (Toko 7BA 144LY-3R3)
2.2mH	1	L3 (Toko 8RB 187LY-222)

Miscellaneous

6mm dia. Neosid coil formers with dust cores to fit;
8pin d.i.l. socket (1); Veroboard; Loudspeaker 8 Ω ;
Battery connector; Knobs; Enamelled copper wire
for coils (L1, L2).

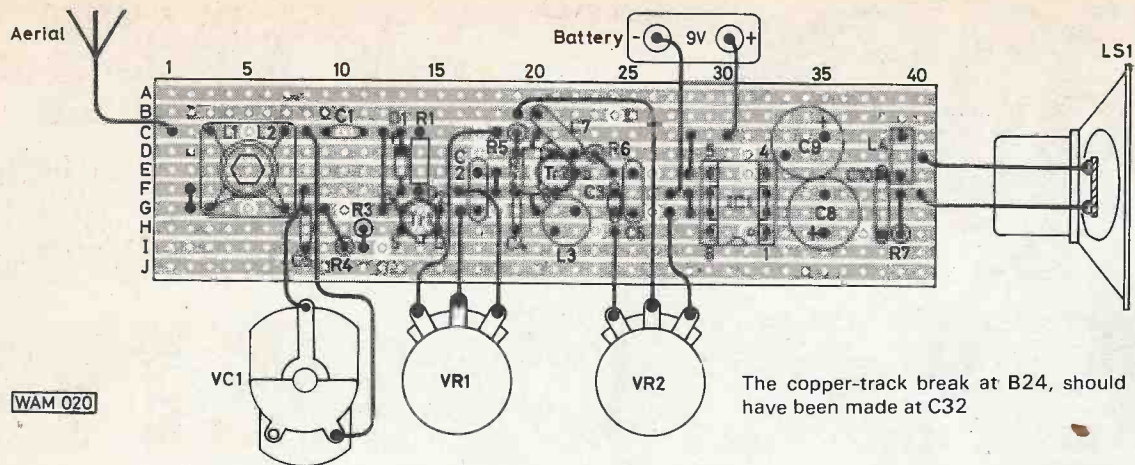


Fig. 2: Suggested Veroboard layout of the simple receiver. Other layouts could be tried

The ULN2283B may be unfamiliar to a number of readers. It has an output of 800mW and will operate on a supply of 3 to 9V, an improvement on the LM380.

The circuit is easily translated into a simple layout on a piece of Veroboard. The coils L1 and L2 are wound on a 6mm diameter Neosid former. The exact number of turns for each winding can be the subject of experiment, but as a start try L2 with 40 turns tapped at 30 turns from the start. Wind 10 turns for L1 close to the earthy end of L2. These windings can be varied, keeping to the same proportions for the tap and L1. Apart from the Veroboard layout, no other details are given as these have been left to the reader.

This project is intended to be experimental in nature, and if you do not manage to pick up any signals with your first coil do not be discouraged—try winding another one.

Readers should take note of the fact that this project is intended to be experimental in nature.
 If you do not want to be bothered with winding coils and trying different numbers of turns then this is not for you.
 For these reasons no details have been given of how to house the completed receiver.

NEOSID

announce a new service for the amateur!

- FERRITES:**
- SCREW CORES
- RODS, BEADS
- E, I and U CORES
- COIL ASSEMBLIES:**
- LF, IF, HF, VHF
- POT CORE ASSEMBLIES**
- CHOKE CORES**
- THREADED FORMERS**
- BOBBINS**

YOU CAN NOW OBTAIN ANY OF THIS LEADING UK MANUFACTURERS PRODUCTS IN SMALL QUANTITIES BY RETURN POST — SEND S.A.E. FOR CATALOGUE

Simple receiver — kit of 4 formers and screw cores as used in PW Project — Ref. PW1 **60p** + 35p P+P CASH WITH ORDER

NEOSID SMALL ORDERS
PO BOX 86
WELWYN GARDEN CITY
HERTS AL7 1AS



Editing HOME-RECORDED CASSETTES

PART ONE

B. BARNARD

Considering the high quality performance of many domestic cassette recorders, it seems a great pity that the problem of producing a home-recorded cassette off radio (which, after all, is the one and only source of everybody's favourite music) to anything like professional standard, is fraught with problems and disappointment.

The reason, of course, is that too much guesswork is involved—guessing *is* involved—guessing when we should start to reduce the recording level controls to fade out the presenter's voice without losing too much music; and guessing when to cut in the new piece of music without leaving an abrupt start in the middle of a musical passage.

Constant spacing between items is also difficult, sometimes impossible, so that the finished cassette is amateurish and disappointing when played back.

A recording session for these reasons becomes a matter of considerable concentration and tension with too much disappointment at the end of it.

Facilities

It may be helpful to list those facilities we would like to have that would remove the guesswork and get us nearer to a professional result.

The ability to fade and cut, in or out, with a high degree of precision *after* the recordings are made.

We need to control the spacing between items.

We require a constant record level.

We would like to be able to mix one item into another or to bridge the gaps with our own material.

We should be able to change the sequence of items from that established on the original recording without resorting to the rather desperate method of splicing.

There are others but I believe those are the most important ones.

All of them can be obtained only by using two high quality machines—one to transmit the recorded material in any order that we may choose, the other to record what is sent on a new cassette.

Few of us have ready access to two machines for this purpose but the two "Fader Units" I will describe give most of the above facilities with the necessary precision. The principle upon which both work is the outside control of the energy in the erase head, so we can control its action on recorded material.

Erase

The first uses d.c. erase which is the standard method on battery-operated portable cassette recorders. This method incorporates the facility for marking visible cues on the tape wherever they are required and for their complete removal after editing; it is therefore worthy of the title "Editing Desk" rather than "Fader Unit".

Apart from the tape transport mechanism, the components are few and not costly. Editing is done remote from the domestic entertainment equipment at any convenient time or place; no modifications or changes to the domestic set are required and the business of recording tapes for subsequent editing is greatly simplified. Cuts and fades can be introduced on the recorded cassette to a precision of about half-a-second.

There is a disadvantage that d.c. in the erase head produces some increase in tape noise in the silent passages following editing; personally I have not found this to be of any great practical significance providing the d.c. current is not allowed to rise above that needed to give complete erasure and the spacing between items is kept short.

We also have the option of filling the gaps with our own material—cassettes for party music can have party background noise inserted for instance. Another point sometimes made in connection with d.c. erase is that it

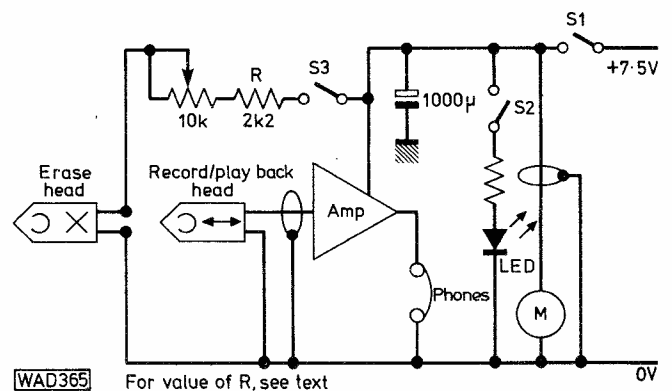


Fig. 1: Circuit diagram of the complete d.c. editing desk

may magnetise the tape and this may be transferred to the play head of the domestic machine.

I have not found this in practise but I make it a routine to demagnetise the heads regularly—it is a sensible precaution in any circumstance. It is also wise to demagnetise the Editing Desk heads after each editing session.

Construction

The complete circuit of the desk is shown in Figure 1. The d.c. supply is split after the power switch S1, using a twelve-way tag strip from which are fed the motor, monitor amplifier, and the erase control circuit. The components needed are few.

Plugs and Sockets for supply (if required)	2
LED and associated resistor	1
10kΩ Linear Potentiometer with d.p. switch	1
Phone Jack Socket	1
SP battery switch	1
25mm length of plated brass rod (tape guides)	2
Battery-operated cassette mechanism with heads and motor	1

Obtaining the cassette mechanism should not prove too difficult or very expensive; from time-to-time they are advertised in the columns of *PW* and that is how I obtained mine some time ago. But there must be thousands of battery portables bought by indulgent parents and now long discarded which their owners would be pleased to sell for a comparatively small sum: The heads do not have to be in very good condition as we are not concerned with quality when editing and as long as the motor and capstan transport the tape at reasonably constant speed and the erase and play head work, that is all we require. It will be mono, of course, but this is perfectly suitable for erasing stereo.

Inspection of the erase head circuit shows that one section of the d.p. switch on the potentiometer connects d.c. to the head via R, which is 2.2kΩ in my case. The other section of the switch connects the l.e.d. which indicates that the circuit is live. This l.e.d. is essential; without it, it is too easy, accidentally, to leave the erase activated and so ruin a perfectly good recording when playing the tape to find the next editing point.

The value of R, a fixed resistor between the potentiometer and the erase head, requires some explanation and experiment may be necessary to find the most suitable value. The erase head in my equipment has a d.c. resistance of 700 ohms, I believe this is typical but there may be variations between manufacturers. Complete erasure occurs with 2.5 milliamps through the head winding and there is no discernible erasure when this is reduced to about 100 microamps. So this is the sweep of current we require when we move the potentiometer from minimum to maximum.

But the head current should be limited to that required for complete erasure and no more. R must therefore be chosen so that complete erasure coincides with the end stop on the potentiometer. For the 700Ω head, this value is 2.2kΩ. Note that a fade-in is completed by turning the control until the switch is off thus disconnecting the head and extinguishing the l.e.d.

The choice of a linear potentiometer is deliberate. A log type would spread the fade more evenly over the scale but this brings about a practical disadvantage in that, for a rapid fade, there would be unpleasant wrist twisting involved in having to move the control knob through some 300 degrees. The linear potentiometer is much better and restricts the active fading to some 120 degrees giving a more positive and smoother control. These limits of travel should be marked on the scale.

The monitor amplifier is a simple two-stage a.f. circuit which operates the phones, checks editing as it proceeds and monitors the tape to find editing points. A loudspeaker can be used but I prefer phones for this work.


The tape mechanism is mounted on the desk top to allow the tape to be seen as it travels and visible marks can be used to indicate editing points.

Power Supplies

The voltage at which the Editing Desk works will be decided by the motor voltage. If this was intended for battery operation it will almost certainly be 7.5 volts. If some other motor has to be used, then another value for the fixed resistor R will have to be found to obtain the correct erase current.

The total current of my desk in the "Play" mode (it is never used in the "Record" mode) including the monitor amplifier and l.e.d. is 155 milliamps; since use is intermittent, battery operation is perfectly feasible and the batteries can be fixed inside the desk casing.

General view of the d.c. editing desk



However, I found it very convenient to use a variable stabilised supply unit connected to the two supply sockets on the desk top. This unit is a most useful tool and was described in *Practical Wireless*, December 1975.

Using The Desk

We now have a device by means of which we can introduce smooth, regular fades in or out of any duration we may require. We can also apply cuts from signal to zero or zero to signal. This last is done by setting the fader control to "Zero Signal" or "Max. Signal" as appropriate, putting the power switch to "On" and pressing the "Play" button. It now remains to see how we can make the best use of these new facilities.

First let me deal with the recording procedure that we may now use. It is greatly simplified and the guesswork has been removed.

The domestic machine on which the recording is to be made is set up in the usual way; the record level controls are set to the best point and they will not be touched throughout the recording session which immediately resolves any problem there might be of changing levels due to using them as faders.

We then record the music we want up to the point when the presenter or disc jockey breaks in and we continue to record his voice for a period of time that will be our silent break between musical items after editing. Usually I allow three seconds for this and then press the "Pause" button; we now wait for the presenter to finish talking or announce the next item and release the "Pause" button.

It need not worry us if his voice spills into the new item—we will cut him out and fade the music in when editing. In this way the time between items will be reasonably constant.

Our recording session is thus reduced to the simple use of a "Pause" button and the only exception is when we decide to reject an item in which case we rewind back using the tape counter to identify the right point and wait for a more acceptable item.

When the cassette is complete, we transfer it to the editing desk. It consists of complete musical items with three-second breaks of disc jockey's chatter separating them. We now have to deal with these breaks.

The tape mechanism is set up on the desk top in such a way that we can watch the tape as it travels and we will therefore mark cue dots on the tape face and action them with the fader as they appear: this system is very accurate if reasonable care is taken.

Play the end of the first item the presenter's talk, and the beginning of the new item, several times and decide how it is to be treated. If there is a clear space between the end of the music and the voice, and the following item, we may decide on cuts. But if the voice spills into the music, it is a case for fades.

When the decision is made we must next mark the tape accurately where the fades or cuts are to occur. For a fade-out three cue marks are required: the first marks the beginning of the new item: the second marks the end of the first item and the third, the point at which the fade-out must start.

Cue dots have to be put on the coated side of the tape and because of this they must be totally removed after editing. The method used is therefore of first importance. I have tried many and the following is one that I have found entirely satisfactory as it leaves no trace of sound after removal. I use a black felt pen (Platignum Painting Stick) with the broad felt point: this gives a clearly visible black dot without using any pressure on the tape.

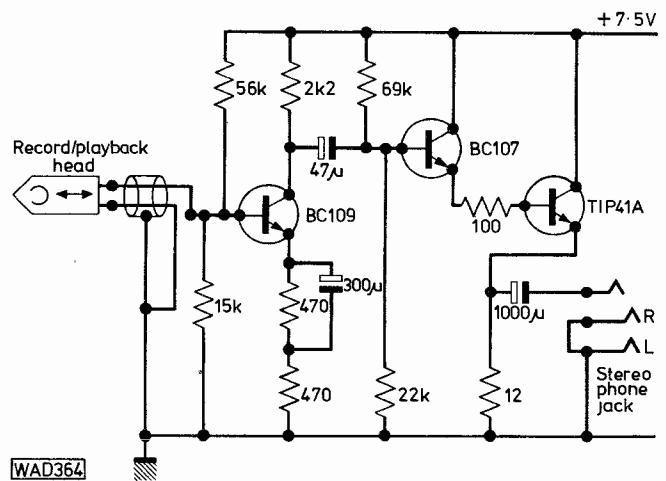


Fig. 2: Circuit of the monitor amplifier. The output transistor does not need a heatsink and can be any available npn audio power type

Obtain a smooth round wooden peg (the bevelled handle of a small waterpaint brush is suitable) and insert this in the hole in the cassette casing where the capstan usually fits; push it gently from the lower side until the increasing diameter makes it fit snugly in the hole and behind the tape: this will hold the tape against the pen. Apply the felt pen very gently to the tape face so that the ink marks only the extreme lower edge. There is no need to use pressure—the ink takes very easily. Allow the ink about 30 seconds to dry.

To remove the dot after editing is a very similar process: insert the wooden peg as before and apply a tuft of cotton wool on an orange stick moistened with methylated spirit to the dot. Let the spirit dissolve the ink and then wipe clean working always towards the lower edge of the tape and thus avoid spreading the ink and spirit onto the top stereo tracks or along the length of the tape.

The cue dots are located as follows: establish the point by listening to the tape where the presenter's talk ends (note the final word or syllable) and just before the new item starts. Remove the cassette. The precise cue is now opposite the play head. The drawing (Fig. 3) shows the various "windows" on the face of a cassette and we may choose any of them to make the cue mark but, before doing so, we must allow for the distance— $1\frac{1}{8}$ inches—between the erase head (which does the editing) and the play head.

Fortunately, the distance between the two small "windows" is the same distance, so it would seem sensible to

continued on page 56 ▶▶▶

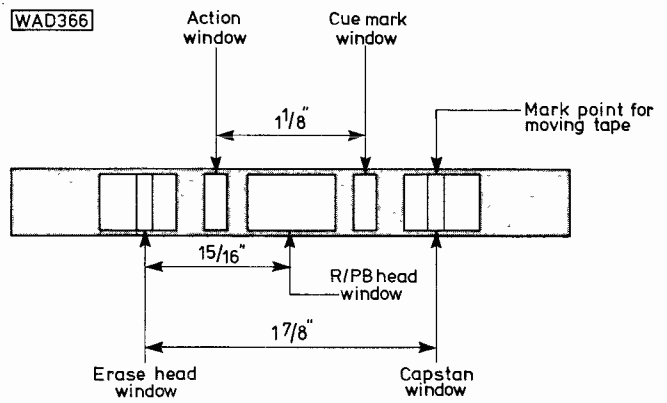


Fig. 3: Dimensions of standard Compact Cassette

VHF DF LOOP AERIAL

F.C. JUDD G2BCX

An interesting exercise, not only in radio direction finding but in map reading as well, is provided by v.h.f. DF hunts, frequently run by radio clubs. When a *horizontally* polarised aerial is used by the hidden transmitter, then a small beam aerial or dipole could be used to obtain direction, although with a beam one has to estimate the maximum received signal, which is not defined enough for obtaining accurate bearings. Providing it is properly balanced, a dipole is better, as the nulls in the polar pattern (minimum signals) are much more defined. If the hidden transmitter is using a *vertically* polarised aerial, then a dipole is of no use, as it becomes omnidirectional when used vertically. A small conventional beam aerial presents the same problem, in that the maximum signal indication is not defined well enough to obtain accurate bearings. The 2-element ZL Special (*PW*, May '77) is an exception however, and is very useful for DF work as it has one fairly sharp null. Its polar pattern is cardioid when the aerial is operated vertically, but more of this later.

The loop aerial described in this article is for use when signals are from a *vertically* polarised source. It consists of a split loop, one half-wavelength in circumference, tuned and balanced to operate with 50 ohm coaxial cable as shown in Fig. 1(a). The current and voltage distribution, together with the direction of the current in each half-loop (arrows) are shown in Fig. 1(b). Since the currents in each half are in phase opposition, the polar pattern is a figure-of-eight, like that of a horizontal dipole, with two maxima and two minima as in Fig. 1(c).

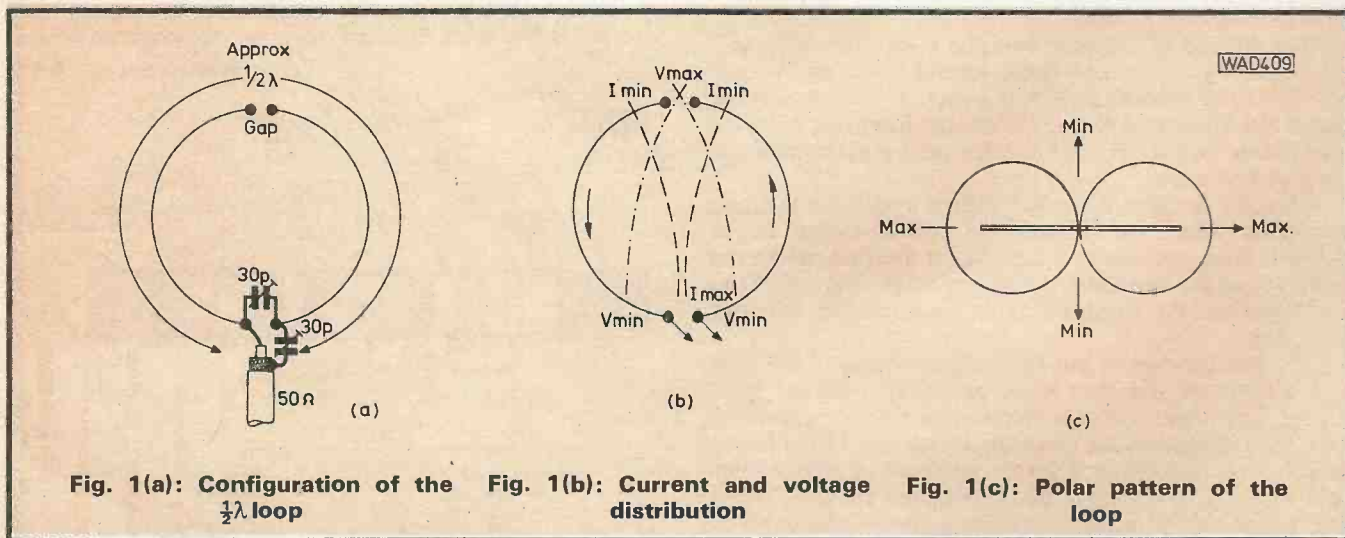
This loop will also operate very efficiently as a transmitting aerial with a v.s.w.r. close to 1:1 when properly tuned. This means that stations, mobile or handheld, taking part in the DF hunt can communicate with each other to pass bearings and map readings, etc., without having to change aerials. It is appreciated that this loop system does not provide a means of sensing, i.e. of determining which minimum is giving true direction, but this is not greatly important when two or more stations at reasonable distances apart are working as a team. Information on direction finding is given later.

Making the Loop Aerial

General construction details for the loop are given in Fig. 2. The loop itself is made from 4.7mm ($\frac{3}{16}$ in) diameter aluminium rod although 6.3mm ($\frac{1}{4}$ in) may be used. Bending the rod to form the two half-circles is not difficult if done gradually and with aid of gentle heating from a small blow-lamp. The bottom ends are flattened by hammering on a hard surface, after which they can be filed smooth and drilled 4BA clearance as shown.

The lower mounting block, and the top block that supports the upper ends and keeps them separated, must be made from Perspex or similar good-quality insulating material. The upper ends are at high r.f. potential. The box for mounting the loop on and housing the two 30pF trimmers may be a plastics electrical junction box, or similar, with removable lid and of dimensions approximately as shown. The handle can be a short length of 25mm dowel or broomstick, secured to the underside of the box with a wooden collar, by gluing and screwing.

The diagram Fig. 3 shows how provision is made for a compass platform and a sighting bar. Note also the hole each side of the box allowing access to the 30pF trimmers after the aerial is assembled and ready for tuning. Connection to the loop from a length of 50 ohm coaxial cable is made via the S0239 socket at the base of the box.



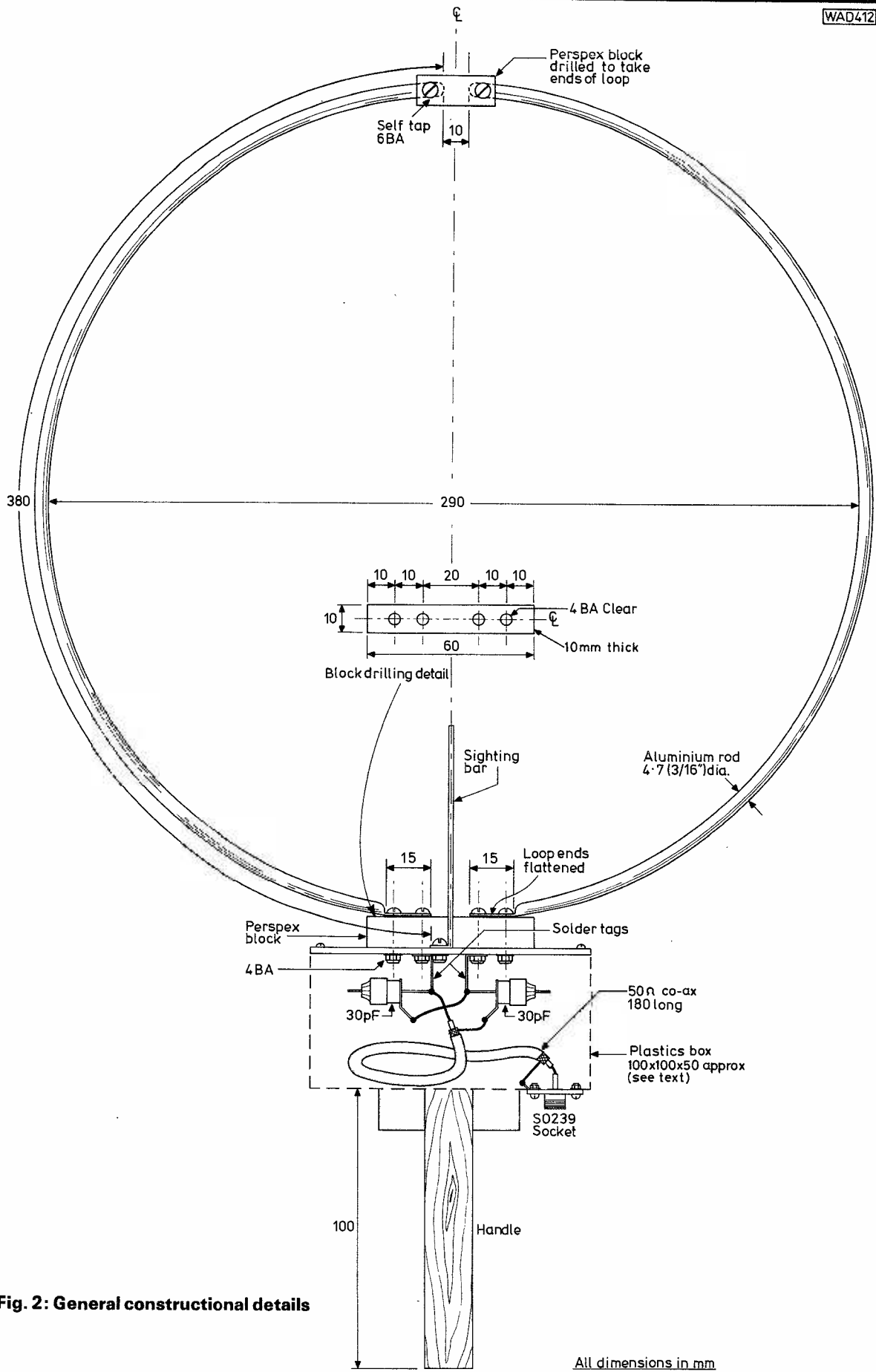


Fig. 2: General constructional details

All dimensions in mm

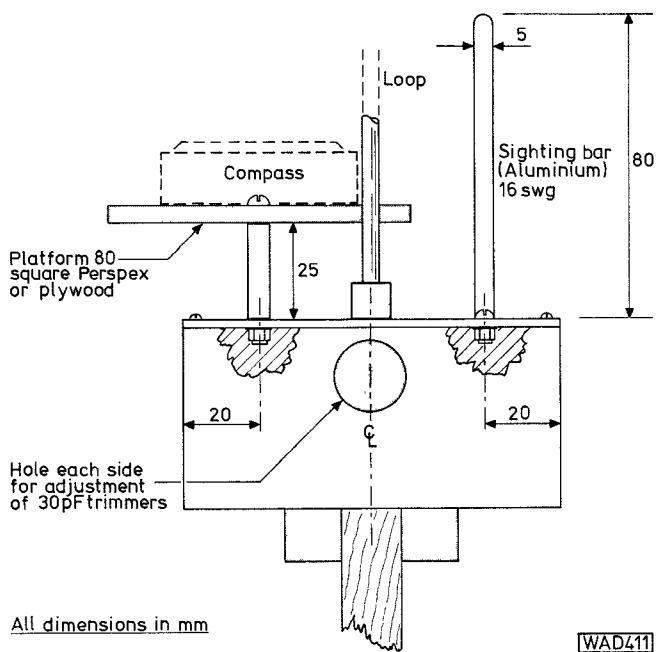


Fig. 3: Arrangement for a compass platform

a receiver only is to be used, then adjust the trimmers until a received signal is at maximum. Remember the loop has two nulls and two maxima, so for a transmitting test with another station the loop must be end-on to that station for maximum signal. Checks for the two nulls (minimum signal) should be made out of doors and well clear of other 2m aerials, and indeed any other conducting elements likely to cause reflection and give rise to false nulls. Each null should be sharp and reduce a received signal down to noise level or even completely out. Check also that the nulls are 180° apart.

A small hand type compass can now be fitted to the compass platform. It need not be permanently fixed, but instead secured with strong elastic bands and aligned so that 0/360° points to one side of the loop, i.e. in the direction of the null in line with the sighting bar.

Direction Finding

The polar pattern shown in Fig. 4, taken with the writer's Polar Pattern Indicator aerial performance display, is from the prototype loop. It clearly shows a virtually perfect figure-of-eight shape with two well-defined nulls at 305° and 125° respectively and therefore 180° apart. The other pattern (Fig. 5) is an almost perfect cardioid from a two-element ZL Special. In team operation in a DF hunt this can be used for "sense" of direction. Once this has been obtained, the remainder of the team can be notified that the hidden transmitter is to the North or the East (or whatever) general direction from them.

For those new to radio direction finding the following notes may be found useful. Ordnance Survey maps 1 : 50 000 series with 1 kilometre squares are ideal for DF work. Indeed, they are essential if accurate results are to be obtained, especially when the start of operations may be several miles from the transmitter to be located. A team of three is ideal if location is to be found quickly, although two operators could work together fairly efficiently. A lone operator would need to move about a lot more in order to get the necessary cross bearings.

The illustration (Fig. 6) is based on the 1km squares of a 1 : 50 000 Ordnance Survey map, and here the hidden transmitter is on a reference of approx 67 Easting and 92 Northing (note that on a full-scale map, the Eastings and Northings are each given in three figures, making six

Tuning and Checking the Loop

The length of the external coaxial cable will depend on how the loop will be used. For example, when connected to a mobile rig, one will need to use the loop a metre or more from the car to avoid reflection from the car body, so that about 3 metres of cable should be used. Handheld transceiver operators will need only about 1 metre. The length is otherwise not critical and may be chosen entirely to suit convenience.

With the loop aerial connected to the transmitter/receiver and with the length of coaxial cable decided upon, all that is necessary is to adjust the two trimmers for maximum power (on transmit) into the aerial, or better still, minimum v.s.w.r. Do this at midband (145MHz) and tuning will hold good to the outer limits of the band. If




Fig. 4: Actual polar pattern of prototype loop aerial

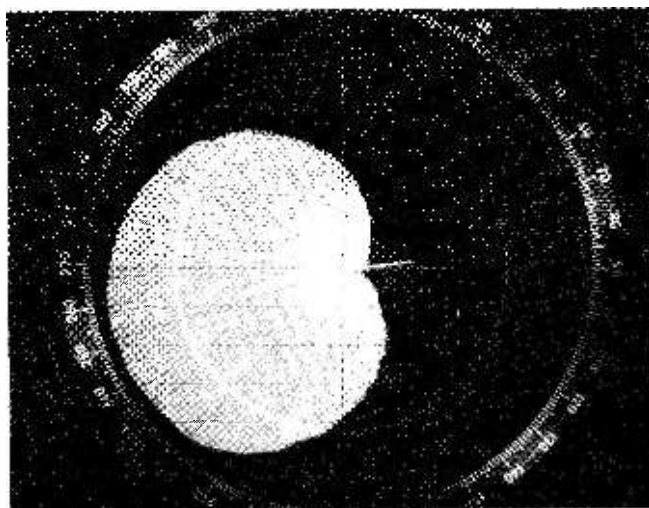


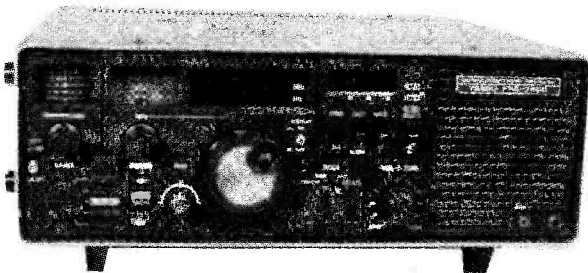
Fig. 5: Cardioid pattern of the 2-element ZL Special



YAESU MUSEN

U.K. MAIN DISTRIBUTOR

FRG 7000




Deluxe Communications Receiver
See review next month

FRG7000 £375 ex-stock (inc. VAT)

Remember from the main importers you get a two year guarantee and Free Securicor Delivery
(YH55 deluxe padded headphones **£10.00** inc.)


FRG7(D)




Unequaled value for money.
See review in July issue

FRG7 £215 ex-stock (inc. VAT)

Remember from the main importers you get a two year guarantee and Free Securicor Delivery
(FRG7D fitted SMC digital readout **£276** inc.)



SCOOP!



2050 ROTOR

3 core cable

£40.25

(inc. 15% VAT)

AR30	Solid State Control	£47.15 inc.
AR22	For medium VHF. Solenoid control	£49.45 inc.
AR40	As AR22 but solid state control	£54.62 inc.
CD44	Medium duty continuous readout	£109.25 inc.
HAM IV	Heavy duty solenoid brake	£159.85 inc.
2010	"Automatic" through rotor type	£50.02 inc.
2050	Memomatic through rotor type	£40.25 inc.


Above include UK delivery

If you consider a rotator an expensive luxury, think again. Now is the time to motorise the amateur Hi-Fi or TV aerials.
£40.25 inc. VAT, inc. post and packing (UK only) cannot be bad!

SMC HF12 VHF RECEIVER

£57.50
(inc. 15% VAT)

VHF FM monitor receiver.
High Band 130-170MHz.
Sensitivity. 12KHz selectivity,
12 channels, plug in xtals.
Full 4MHz of bandwidth.
Dual conversion superhet.
Tiny 2½", 1½", 4½", only 8 ozs:



Socket for 50 ohm antenna.
Internal 2 inch speaker.
External earphone socket.
Silent standby operation.
Internal Ni Cd batteries.
Full range of accessories.
Outstanding value.

Prices exclude VAT but include postage world wide.

HF12	No xtals c/w accessories (case, charger, handbook etc.)	£50.00
HF12A121	145MHz fitted; S(20,21,22,23) R (0,1,2,3,4,5,6,7)	£70.00
HF12M9	156MHz fitted; 16,6,8,10,67,00,M,12,14.	£67.00

With over 2500 major stock items, and 80 manufacturers to represent it is difficult to give any idea of the scope or depth of our range.

Why not call on us for further details. Mail Order orders and enquiries (30p stamps brings 24 page stock/price list catalogues etc.) direct to Totton.

S.M.C. (Jack Tweedy) LTD

Roger Baines, G3YBO
79 Chatsworth Road,
Chesterfield, Derbyshire
Chesterfield (0246) 34982
9-6: Tuesday-Saturday

NORTHERN (Leeds) BRANCH

Colin Thomas G3PSM
257 Otley Road,
Leeds 16, Yorkshire.
Leeds (0532) 782326
9-5: Mon-Wed & Fri-Sat.

S.M.C. (Jack Tweedy) LTD

Jack Tweedy, G3ZY
150 Horncastle Road,
Woodhall Spa, Lincolnshire
Woodhall Spa (0626) 52793
9-5: Tuesday-Sat (+ appointments)

G3ZUL Brian Stourbridge (03843) 5917
GM3ZBE Alex Aberdeen (065183) 328

GW3TMP Howarth Pontyodkin (035287) 846/324
GW4GSW Alan Swansea (0792) 24140

GM8GEC Jack Edinburgh (031665) 2420
GI3WWY Mervyn Tandraee.(0762) 84056


SOUTH MIDLANDS COMMUNICATIONS LIMITED

S.M. HOUSE, OSBORNE ROAD, TOTTON, SOUTHAMPTON, SO4 4DN, ENGLAND.
Tel: Totton (0703) 867333, Telex: 477351 SMCOMM G, Telegram: "Aerial" Southampton.

THE NEW EUROSOLDERSUCKER

This 195mm long, all metal, high suction, desoldering tool with replaceable Teflon tip enables removal of molten solder from all sizes of pcb pads. Primed and released by thumb, it incorporates an anti-recoil system and built in safety guard. **Only £7.25 inc. VAT & P.P.**

THE UNIQUE EUROBREADBOARD



Logically laid out to accept both 0.3" and 0.6" pitch DIL packages as well as Capacitors, Resistors, LED's, Transistors and components with leads up to .85mm dia.

500 individual connections in the central breadboarding area, spaced to accept all sizes of DIL package without running out of connection points, plus 4 Integral Power Bus Strips around all edges for minimum inter-connection lengths.

All connection rows and columns are now numbered or lettered enabling exact location indexing.

Double-sided nickel silver contacts for long life (10K insertions) and low contact resistance (< 10m. ohms)

Easily removable, non-slip rubber backing allows damaged contacts to be rapidly replaced.

No other breadboard has as many individual contacts, offers all these features and costs only £6.20 each or £11.70 for 2 — inclusive of VAT and P.P.

Snip out and Post

David George Sales, r/o 74 Crayford High St., Crayford, Kent DA1 4EF



David George Sales PW779
r/o 74 Crayford High Street,
Crayford, Kent, DA1 4EF.

Please send me 1 EuroSolderSucker @ £7.25 Please
or 1 EuroBreadBoard @ £6.20 Please
or 2 EuroBreadBoards @ £11.70 Tick

(All prices are applicable from July 1st, 1979 and include VAT & P.P., but add 15% for overseas orders).

Name.
Company.
Address.
.....
Tel. No.
Please make cheque/P.O.'s payable to David George Sales

Now, complete your system!



Citronic MM313 Mixer
Ideal for the DIY enthusiast building up a complete disco system 4/6 ch mono, inc. LED indicators, connections via phono sockets at rear. Bargain price, including PSU £89.70

The ultimate range of speakers

We carry a good selection of high quality chassis for the DIY speaker constructor 12" or 15" Bass speakers and Dual Concentrics. Exponential horns from £13.80, or our fabulous Piezo Horns which handle a 5K - 20K frequency range in any PA system up to 100W (No X over required) and cost only £6.92, each



Projectors

Come and see our specially selected projectors from £50.00 (5.15" tube Multi-facet 150) to £293.97 (Turbo HE D131) plus the widest array of projector attachment and effects that you'll ever see in a continuous demonstration



Ropelights Great effect at discos 7 metres long. Multiway connectors 4 channel £46.00 (inc pack of spare bulbs)



Turntables

Our unsurpassed Disco experience has enabled us to select the best Turntables for your requirements. For example the new BSR P200 belt drive **ONLY £28.75**

Bulgian Octal plugs and sockets

There's always hundreds of Bulgian Octal multiway plugs and sockets in stock at Roger Squire's. Each pin rated 6A. Perfect for your Sound to Light System P552 SOCKET £0.69 P551 PLUG £1.72



Many disco accessories

All Roger Squire's shops have a service department which carries large stocks of DISCO SPARES & ACCESSORIES

Multiway Cables
4 core (6A) 63p/metre
5 core (6A) 76p/metre
6 core (6A) 92p/metre


Roger Squire's

ALL SHOPS OPEN TUE SAT.
LATE NIGHT WED
(UP TO 8 PM)

PERSONAL CALLERS ONLY

DISCO CENTRES
LONDON 176 Junction Road, N19, 50yds Trafalgar Park Tube Station. Tel: 01 212 7474
BRISTOL 125 Church Road. Southford (Near Filton) 1 mile from end of M2. Tel: 0272 550550
MANCHESTER 251 Deansgate 4, 15 mins from City Centre. Tel: 061 831 7676
GLASGOW 122a (in) Margaret River (in) Gt On. Margaret Street) Kilmurray St 20, just behind the BBC. Tel: 041 946 3303

OPEN UP THE EXCITING WORLD OF SHORT WAVE LISTENING



SRX-30
For the advanced, keen short wave listener, the choice of receiver has usually been between cheap and nasty or very good but very expensive equipment. We think that the SRX-30 will provide that listener with excellent performance at a reasonable cost and is the answer to this eternal problem. The SRX-30 is based on an advanced drift cancelling loop system which gives spot on dial accuracy at any frequency between 500 KHz and 30 MHz together with easy to understand frequency readout. Suitable for all users from raw beginners, thanks to it's simplicity of operation; to experienced listeners and amateur operators thanks to it's advanced technology, the SRX-30 is the best communications receiver available in it's price range today. Completely self contained, including operation from mains or 12 volts dc, the SRX-30 is at home on broadcast or amateur bands. All mode reception of AM, CW, USB, and LSB is provided and receiver selectivity is automatically switched to give optimum performance on any mode. Send for full details today or give us a ring and we'll tell you all about the SRX-30. Price £178 inc. vat. Carriage by Securicor £3.50.

NEW CL22.
NEW. CL22 aerial tuner which will match almost any receiver to almost any aerial at any frequency between 1.5 and 30 MHz. Six switched ranges with fully tunable receiver and aerial matching capacitors. A worthwhile addition to any SWL station and an instant improvement in aerial matching problems. Price £16.76 inc. V.A.T., post and packing.

CHASSIS PUNCHES
A set of first class chassis punches in a fitted plastic case which also includes a most useful tapered reamer — and believe me, if you've never used a reamer, you are in for a pleasant surprise when you find how easy it is to make beautifully round holes of almost any size. There are five punches having diameters of 16, 18, 20, 28 and 30mm. Price £9.29 including V.A.T., post and packing.

Honest Counter: FC-5M. I don't know where the name came from, since you can hardly have a dishonest frequency counter, but this really is an outstanding Amateur accessory. It is a five digit frequency counter requiring 12V or 5V DC for power and reading up to 50 MHz. Additionally, the FC-5M has a minus 455 kHz offset which allows you to hang it on to the oscillator of your 9R59 (or whatever) receiver, and to have digital readout. (N.B. full details supplied free with each counter). Price £41.68, including V.A.T., post and packing.

For all that's good in Amateur Radio, contact:
LOWE ELECTRONICS LTD., 119 Cavendish Road, Matlock, Derbyshire. Tel: 0629 2430 or 2817.
For full catalogue, simply send 45p in stamps and request catalogue CPW.

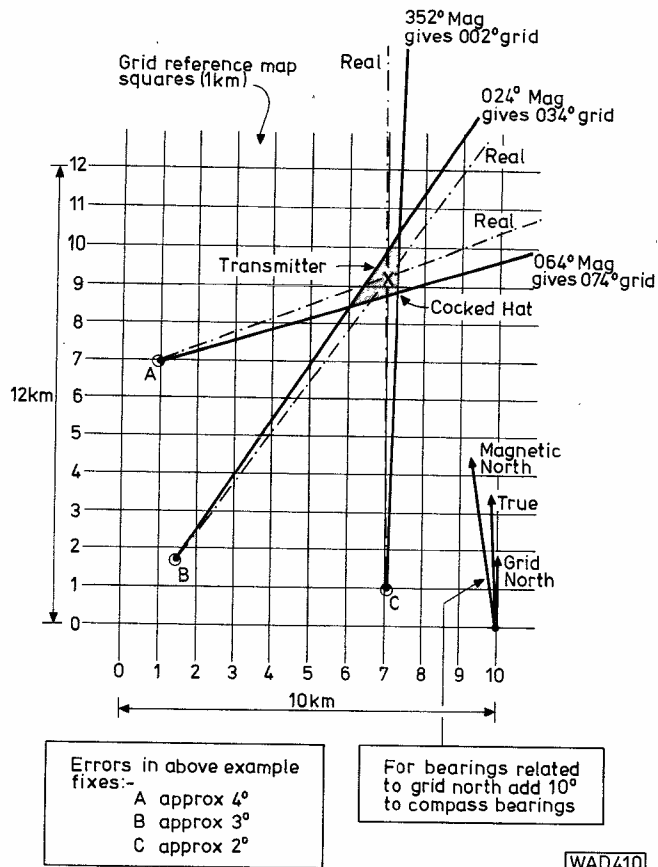



Fig. 6: Example of obtaining a fix on a hidden transmitter from three positions. Errors shown are about average in practice, but do produce the "cocked hat" area enclosing the true position

figures for the full grid reference). The bearings taken by DF stations A, B and C are shown by the solid lines and are about average as far as error is concerned. They form a triangle of "cocked hat", around the true position of the transmitter. Remember that we have started from several miles away, but at this stage have located the transmitter to within about a square kilometre. The next step is for each member of the team to move in closer, in this case A goes to point 96, B to 86 and C to 88. Even with similar errors in bearing, e.g., between 2 and 4 degrees, the now much shorter range should establish a location of the transmitter to within an area of about 0.1km or a little over 100 yards square. The procedure can be repeated and again, with average errors, location to within 0.01km or about 10 yards square should be possible.

Remember, that an Ordnance Survey map grid North is slightly different from true North, and magnetic (compass) North is different from true. The total amount to be added to a magnetic bearing for the grid map is about 10°. If, for example, your magnetic bearing is 024° then using the vertical grid lines of the map as 0/360° (North) the bearing to be plotted on the map will be 034°.

Ascertaining the null is usually best done by listening, preferably on headphones, and accuracy in obtaining the minimum stems largely from practice in aurally estimating this, although a signal level meter is helpful of course. Remember that nulls can sometimes be confused by the arrival of signals from other than the direct path, due to reflection, so if a null appears to be confused or not well defined, try moving to another position.

So You Want to Pass the RAE ?



A reprint of the complete series, including details of the new examination format being introduced in 1979, is now available. The reprint costs 85p, including postage and packing to addresses within the United Kingdom.

Order your copy by completing and returning the coupon, together with your remittance, to IPC Magazines Ltd., Post Sales Department, Lavington House, 25 Lavington Street, London SE1 0PF. Please ensure that your name and address are clearly legible.

PRACTICAL WIRELESS—Radio Amateur Examination Reprint

Please send your order and remittance to:

**IPC Magazines Ltd., Post Sales Department,
Lavington House, 25 Lavington Street,
London SE1 0PF**

Please send me . . . copies at 85p each to include postage and packing

I enclose P.O./Cheque No. Value

Remittance must be crossed postal order or cheque (name and address on back please) and made payable to IPC MAGAZINES LTD

NAME
(BLOCK LETTERS)

ADDRESS
(BLOCK LETTERS)

..... Post Code

Remittances with overseas orders must be sufficient to cover despatch by sea or air mail as required. Payable by International Money Order only

Company registered in England. Regd. No. 53626

A subsidiary of Reed International Limited

Cut round dotted line

EDITING HOME-RECORDED CASSETTES

▶▶▶ continued from page 49

make the cue mark in the righthand small "window" and action it when it passes through the lefthand small "window".

There are, however, two practical reasons for modifying this: the first is that when we are watching moving tape it is impossible to operate the controls the instant the cue dot is seen; with practice, I can manage to complete the action by the time the tape cue has almost reached the playhead area. And so we must compensate for this.

The other reason is that it is not easy to mark the cue dot in the small "window"—it is much easier in the larger one next to it where the capstan engages the tape.

For both these reasons, we will mark the tape in the capstan "window" and will action the cues as they pass the lefthand small "window".

This process is repeated for all the cues that are required. I said earlier that three are required for a fade-out: only two are needed for cuts and these should be done with the tape stationary. From this it follows that there will be no "operator time lag", so the starting position of the cue must be adjusted. Mark it in the capstan "window" as before but then move it by hand-winding to the "Cue Mark Window" (Fig. 3).

For a fade-out, we have to fix the position of the cue dot for marking the start of fade point. This is done by hand-winding the tape right to left from the "end of fade" cue. The required distance is found by marking the tape in the capstan "window" and winding it till the mark is exactly over the hole in the erase head "window"; it is marked again at the capstan position and the first mark removed. This action is repeated as necessary, each movement shifts the tape $1\frac{1}{8}$ inch or one second of playing time; thus for a four-second fade, we repeat the action four times.

The choice of black for the felt pen may seem surprising but I tried all the colours that are readily available and found it the best even on the dark tape that some manufacturers produce. White might be better but this does not seem to be obtainable.

Splicing Table

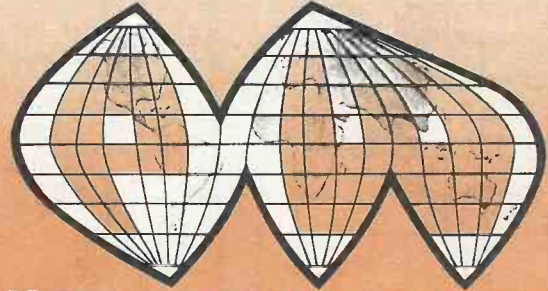
One other item requires comment. In the photograph of the complete desk, there is a dark area on the cabinet top with tape guides at each end. The dark part is a strip of Fablon and the purpose is to permit examination of the tape and to facilitate repair and splicing if and when this is necessary. A loop of tape of the required length is very carefully drawn out of the cassette while it is held in the hand, the cassette returned to the machine with the heads disengaged and the loop draped loosely around the guides and placed along the Fablon strip. A small piece of perspex is hinged just above the Fablon and is lowered onto the tape and holds it in place coated side upwards; it is thus safely held for any work that may be necessary.

I have used this method successfully when I wanted to over-record or mix on a fade-out: it is important to know exactly how much tape is available for this kind of fine editing and the edge of the Fablon is marked for three, four and five-second fades, measurement being made from the "end of fade" cue held against the left-hand guidepost.

PART TWO COVERS
AC EDITING TECHNIQUES

practical WIRELESS QSL CARDS

YOUR CALL SIGN, NAME & ADDRESS PRINTED HERE



PRACTICAL WIRELESS Britain's leading radio magazine,
read all over the world.

(Sample sent on receipt of s.a.e.)

For the radio amateur or short wave listener, an attractive card incorporating a world map and the initials of your favourite radio magazine, printed in blue and green.

Your callsign, name and address will be overprinted in black, at the top of the card. The reverse of the card will have the usual form for reception report, etc., and address space.

The cards measure 102 x 152mm (4 x 6in) and are available in the following quantities:

250 off— £6.25

500 off—£10.00

1000 off—£16.00

These prices include VAT and packing and postage to any United Kingdom address. Please send your order with a cheque or postal order for the appropriate amount to: Practical Wireless, Westover House, West Quay Road, Poole, Dorset BH15 1JG, giving full details on the coupon provided, or on plain paper if you do not want to cut your copy of Practical Wireless. Please make your remittance payable to IPC Magazines Ltd.

Please supply:

250/500/1000* PW QSL CARDS

Information to be printed on card (please print):

Callsign:

NAME

ADDRESS

Post Code

I enclose remittance for £

made payable to

IPC MAGAZINES LTD.

* Please circle number required.



100 MX SSB TRANSCEIVER Part 2

The transmitter measurements were easier to perform. The first equipment tried unfortunately suffered from such bad instability that it was impossible to get any output on any band other than 80m, but this transceiver was exchanged for another one and the problem disappeared. However, the results of the other measurements were checked and found to be very close to those of the second equipment—a heartening discovery, as it indicates a degree of accuracy and repeatability both in the equipments and measurement systems. Output power, 3rd and 5th order intermodulation and harmonics and spurious are the vital parameters measured, and, as can be seen from the results, they are well within specification. Spectrum analysis up to 1.2GHz showed that there were no 'awkward' responses which artificially accentuate the harmonics, and the equipment is very clean in harmonic terms. All the measurements of intermod. products and spurious outputs were measured with respect to 1 tone of the two tone test signal, and thus tabulated figures are 6dB worse than with respect to p.e.p. Current commercial specifications are -43dB wrt p.e.p., so this rig is well in! IMD performance is up to the usual standard expected professionally for this class of transmitter.

Finally, the Tx a.f. response. This gives a good picture of the s.s.b. filter passband, which cannot be so easily measured on receive. It is suspected that the filter stopband is degraded by leakage around the filter to about 60dB, which although not terribly good, is adequate. The results suggest that the top of the filter response is somewhat narrower than the specification, as is the -60dB point, but this could well be caused by the a.f. stage responses.

Note: Signals from the generator(s) were measured in terms of p.d., i.e. actual voltage at the load.

General Comments

The rig was tried on the air with an indifferent piece of wire as an aerial. As a result, no DX contacts took place, but the main comments from station after station, especially those who knew the author's voice, were that the speech quality was very good. In spite of the weak signal at times, it seemed that this very natural speech helped the signal to get through. Interestingly enough, the author's YL also got these good reports on speech quality, and few s.s.b. rigs manage to reproduce the female voice very well. The a.t.u., as mentioned earlier, is a very flexible system, and although as a T network, it offers little rejection to the harmonics, these are far enough down anyway. In any case the use of a low pass filter is advisable if harmonics are likely to be a problem, rather than rely on the a.t.u.

The main tuning dial was found a bit small for fixed work, and the other control operations have been mentioned. However, as a mobile rig, it is, in the author's opinion, very good for what it is—a no strings, high performance mobile rig, with good fixed station capabilities. The main disappointment is in the receiver spurious responses, which are really rather high.

Noise blankers are notoriously hard to test effectively, and this was no exception. However, feeding pulses of 0.2μs rise and fall time and 20Hz repetition rate into the aerial at the same time as a signal loaded up the a.g.c. until the signal disappeared. Switching in the noise blanker produced the signal—with pulses still there, admittedly, but vastly reduced. Furthermore, the noise blanker did not effect the intermodulation. However, because it operates on strong signals, such things as the 'woodpecker' on 14MHz were not strong enough to actuate it, although passing cars and the electric ignition on the gas cooker would!

Sensitivity and AGC

Frequency MHz	SINAD @ 1μV dB	10μV dB	1mV dB	AF output change dB from 1μV to 30mV
3.75	17	31	42	3
7.05	19	32	42	3
14.175	17	31	42	4
21.225	17	31	42	3
28.775	18	32	42	3

S Meter Calibration

Input level in dBm for S meter reading	Frequency MHz
S2	— 112
S3	— 111
S4	— 110
S5	— 107
S6	— 97
S7	— 92
S8	— 84
S9	— 77
S9 10	— 67
S9 20	— 53
S9 30	— 41
S9 40	— 20
S9 60	Could not be reached

Although these measurements are only tabulated for 3.75MHz, the maximum variation between bands was measured as 7dB.

AF Output

Reaches clipping at 4 watts for 1μV input on all bands.

Receiver Intermodulation

Tune Frequency MHz	Unwanted Frequency 1 MHz	Unwanted Frequency 2 MHz	Level dB rel. to 1μV
3.7	3.72	3.74	72
3.7	5.7	2.00	80
3.7	1.7	2.00	78
17.02	7.04	7.06	71
7.02	11.02	4.00	80
14.2	14.22	14.24	73
14.2	20.4	6.20	77
21.2	21.22	21.24	71
21.2	30.22	9.02	73
28.7	28.72	28.74	70
28.7	17.7	11.0	71

The level column represents the level of equal signals of the frequencies to produce an input equivalent to 1μV.

Cross Modulation

With a wanted signal at 30μV, and an unwanted signal modulated 30%, and separated by 10Hz, cross modulation could not be measured, as its effects were masked by reciprocal mixing.

Blocking

With a 10μV wanted signal, a signal removed by 10Hz and greater than 100 millivolts was required to produce 3dB reduction in output.

Reciprocal Mixing

A wanted signal at 1μV was set on tune. An unwanted signal at the given frequency separation was increased in level until the SINAD ratio was decreased by 3dB.

Frequency MHz	kHz separation level in dB above 1μV			
	10	50	100	300
3.75	80	90	90	94
7.05	81	87	89	93
14.175	80	89	89	90
21.225	79	89	89	90
28.725	80	87	87	88

Dial Calibration

The dial was adjusted at the nearest 100Hz point.

Frequency	Indicated frequency
3.500	3.500
3.525	3.5258
3.550	3.5509
3.575	3.5750
3.600	3.6000
3.625	3.6250
3.650	3.6499
3.675	3.6751
3.700	3.7000
3.725	3.7250
3.750	3.7500
3.775	3.7750
3.800	3.8000
3.825	3.8255
3.850	3.8499
3.875	3.8748
3.900	3.9000
3.925	3.9250
3.950	3.9499
3.975	3.9752
4.000	4.0000

Internal Spurious

Band	Level rel. 1μV
3.5	None
7.0	None
14.0	14.250 -10dB
21.0	21.200 +20dB
28.5	None

External Spurious

Levels greater than +80dB rel. 1μV are neglected.

Tune frequency MHz	Spurious freq. and level dB μV	
3.700	4.501 63	5.301 77
	9.002 63	21.705 39
	29.108	
7.050	9.002 50	25.053 43
	14.200	15.152 77
	16.103 77	18.006 63
21.200	32.208 40	
	9.002 62	14.298 75
	15.904 60	18.005 63
28.700	19.595 55	19.602 70
	26.496 47	28.612 60
	30.203 70	31.792 57
28.700	9.002 76	14.299 77
	18.006 77	19.595 62
	23.405 53	27.907 80
	30.555 76	33.998 40

A real bind

It's so easy and tidy with the Easibind binder to file your copies away. Each binder is designed to hold approximately 12 issues and is attractively bound and blocked with the PRACTICAL WIRELESS logo. Gold Letraset supplied for self blocking of volume numbers and years.

Price £3.75 including postage, packing and VAT. Why not place your order now and send the completed coupon below with remittance to: IPC Magazines Ltd., Post Sales Dept., Lavington House, 25 Lavington Street, London SE1 0PF.

Create your
own
LIBRARY

it's easy with **EASIBIND**



Order form PRACTICAL WIRELESS

I enclose P.O./cheque valuefor.....binders

Years required
(BLOCK LETTERS PLEASE)

Name

Address

Date




SUPERSOUND 13 HI-FI MONO AMPLIFIER

A superb solid state audio amplifier. Brand new components throughout. 5 silicon transistors plus 2 power output transistors in push-pull. Full wave rectification. Output approx. 13 watts r.m.s. into 8 ohms. Frequency response 12Hz-30KHz \pm 3db. Fully integrated pre-amplifier stage with separate Volume, Bass boost and Treble cut controls. Suitable for 8-15 ohm speakers. Input for ceramic or crystal cartridge. Sensitivity approx. 40mV for full output. Supplied ready built and tested, with knobs, escutcheon panel, input and output plugs. Overall size 1" high, 6" wide \times 7 1/2" deep. AC 200/250V. PRICE £18.40, P. & P. £1.20.



HARVERSONIC MODEL P.A. TWO ZERO


An advanced solid state general purpose mono amplifier suitable for Public Address system, Disco, Guitar, Gram, etc. Features 3 individually controlled inputs (each input has a separate 2 stage pre-amp). Input 1, 15mV into 47k. Input 2, 15mV into 47k (suitable for use with mic. or guitar etc.). Input 3, 200mV into 1 meg. suitable for gram, tuner, or tape etc. Full mixing facilities with full range bass & treble controls. All inputs plug into standard jack sockets on front panel. Output socket on rear of chassis for an 8 ohm or 16 ohm speaker. Output in excess of 30 watts music power. Very attractively finished purpose built cabinet made from black vinyl covered steel, with a brushed anodised aluminium front escutcheon. For ac mains operation 200/240 volts. Size approx. 12 1/2" wide \times 5 1/2" high \times 7 1/2" deep. Special introductory price £29.00 + £2.50 carriage and packing.



"POLY PLANAR" WAFER-TYPE. WIDE RANGE ELECTRO-DYNAMIC SPEAKER. Size 11 1/2" \times 14 1/2" \times 1 1/2" deep. Weight 19oz. Power handling 20W r.m.s. (40W peak). Impedance 8 ohm only. Response 40Hz-20KHz. Can be mounted on ceilings, walls, doors, under tables, etc., and used with or without baffle. Send S.A.E. for full details. Only £8.80 each + p. & p. (one 90p, two £1.10). Now available in 8" round version. 10 watts RMS 60Hz 20KHz £6.30. P. & P. (one 65p, two 75p).

STEREO MAGNETIC PRE-AMP. Sens. 3mV in for 100mV out. 15 to 35V neg. earth. Equ. \pm 1dB from 20Hz to 20KHz. Input impedance 47K. Size 1 1/2" \times 2 1/2" \times 5 1/2" H. £3.20 + 20p P. & P.

MAINS OPERATED SOLID STATE AM/FM STEREO TUNER



200/240V Mains operated Solid State FM AM Stereo Tuner. Covering M.W. A.M. 540-1605 KHz VHF/FM 88-108 MHz. Built-in Ferrite rod aerial for M.W. Full AFC and AGC on AM and FM. Stereo Beacon Lamp Indicator. Built in Pre-amps with variable output voltage adjustable by pre-set control. Max o/p Voltage 600mV RMS into 20K. Simulated Teak finish cabinet. Will match almost any amplifier. Size 8 1/4" \times 4" \times 9 1/4" approx. LIMITED NUMBER ONLY at £29.00 + £1.50 P. & P.

10/14 WATT HI-FI AMPLIFIER KIT A stylishly finished monaural amplifier with an output of 14 watts from 2 EL84s in push-pull. Super reproduction of both music and speech with negligible hum. Separate inputs for mike and gram allow records and announcements to follow each other. Fully shrouded section wound output transformer to match 3-15 Ω speaker and 2 independent volume controls, and separate bass and treble controls are provided giving good lift and cut. Valve line-up 2 EL84s, ECC83, EF86 and EZ80 rectifier. Simple instruction booklet 50p + SAE (Free with parts). All parts sold separately. ONLY £18.40, P. & P. £1.40. Also available ready built and tested £22.50, P. & P. £1.40.

STEREO DECODER SIZE 2" \times 3" \times 1/2" ready built. Pre-aligned and tested for 9-16V neg. earth operation. Can be fitted to almost any FM VHF radio or tuner. Stereo beacon light can be fitted if required. Full details and instructions (inclusive of hints and tips) supplied. £6.20 plus 20p P. & P. Stereo beacon light if required 40p extra.

SPECIAL OFFER

Slightly shop soiled radios by well-known manufacturer for AC Mains or battery use. MW and FM bands. Dynamic M/coil speakers, telescopic aerial and internal ferrite aerial. Earpiece socket for personal listening. Finished in attractive simulated leatherette. Size 7" H \times 9 1/2" W \times 4" D approx. Fully guaranteed. Bargain price of only £10.25 + £1.30 p. & p.

SPECIAL OFFER LIMITED NUMBER ONLY GOODMANS speakers, 6 1/2" 8 ohm, long throw, ceramic magnet, full range rated 10 watts R.M.S. (when fitted in enclosure). £4.15 each + 80p p&p (p&p on two £1.20).

VYNAIR & REXINE SPEAKERS & CABINET FABRICS app. 54 in. wide. Our price £2.30 yd. length. P. & P. 50p per yd. (min. 1 yd.). S.A.E. for samples.

HARVERSONIC SUPERSOUND 10 + 10 STEREO AMPLIFIER KIT

A really first-class Hi-Fi Stereo Amplifier Kit. Uses 14 transistors including Silicon Transistors in the first five stages on each channel resulting in even lower noise level with improved sensitivity. Integral pre-amp with Bass, Treble and two Volume Controls. Suitable for use with Ceramic or Crystal cartridges. Very simple to modify to suit magnetic cartridge—instructions included. Output stage for any speakers from 8 to 15 ohms. Compact design, all parts supplied including drilled metalwork, high quality ready drilled printed circuit board with component identification clearly marked, smart brushed anodised aluminium front panel with matching knobs, wire, solder, nuts, bolts—no extras to buy. Simple step by step instructions enable any constructor to build an amplifier to be proud of. Brief specification: Power output: 14 watts r.m.s. per channel into 8 ohms. Frequency response: \pm 3dB 12-30,000 Hz Sensitivity: better than 80mV into 1M Ω ; Full power bandwidth: \pm 3dB 12-15,000 Hz. Bass boost approx. to \pm 12dB. Treble cut approx. to \pm 16dB. Negative feedback 18dB over main amp. Power requirements 35v. at 1.0 amp. Overall Size 12" \times 8" \times 2 1/2". Fully detailed 7 page construction manual and parts list free with kit or send 25p plus large S.A.E. AMPLIFIER KIT £14.95 P. & P. 80p (Magnetic input components 33p extra) POWER PACK KIT £6.20 P. & P. 95p CABINET £6.20 P. & P. 95p

SPECIAL OFFER—only £25.80 if all 3 items ordered at one time plus £1.25 p. & p.

Full after sales service Also avail. ready built and tested £32.20, P. & P. £1.50.

HARVERSONIC STEREO 44

A solid state stereo amplifier chassis, with an output of 3-4 watts per channel into 8 ohm speakers. Using the latest high technology integrated circuit amplifiers with built in short term thermal overload protection. All components including rectifier smoothing capacitor, fuse, tone control, volume controls, 2 pin din speaker sockets & 5 pin din tape rec./play socket are mounted on the printed circuit panel, size approx. 9 1/2" \times 2 1/2" \times 1" max. depth. Supplied brand new & tested, with knobs, brushed anodised aluminium 2 way escutcheon (to allow the amplifier to be mounted horizontally or vertically) at only £10.40 plus 50p P. & P. Mains transformer with an output of 17v a/c at 500mA can be supplied at £2.15 + 40p P. & P. if required. Full connection details supplied. All prices and specifications correct at time of press and subject to alteration without notice.

PLEASE NOTE: P. & P. CHARGES QUOTED APPLY TO U.K. ONLY. SEND SAE WITH ALL ENQUIRIES.

HARVERSON SURPLUS CO. LTD. (Dept. P.W.) 170 MERTON HIGH ST., LONDON, S.W.19. A few minutes from South Wimbledon Tube Station.

Tel.: 01-540 3985
Open 9.30-5.30 Mon. to Fri. 9.30-5 Sat. Closed Wed.

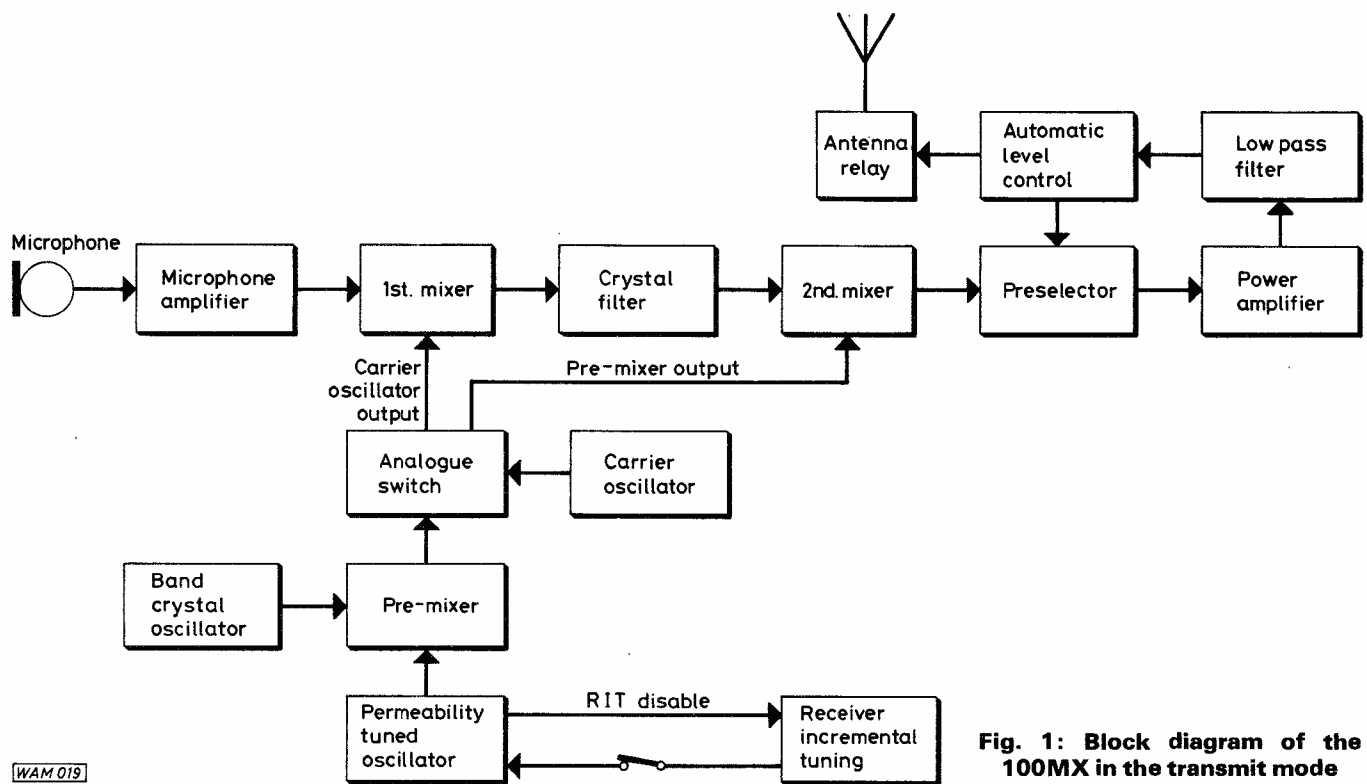


Fig. 1: Block diagram of the 100MX in the transmit mode

WAM 019

Every month is the right frequency

When you're building a major project from a PW design, you want to be sure of getting every issue in sequence! Use this order form for a year's supply to be posted to you.

ANNUAL SUBSCRIPTION RATES (including postage and packing) U.K. £10.60. Overseas £10.60.

practical WIRELESS

SUBSCRIPTION ORDER FORM

Please send me Practical Wireless each month for one year. I enclose a Sterling cheque/international money order for.....(amount).

PLEASE USE BLOCK LETTERS

NAME Mr/Mrs/Miss _____


ADDRESS _____

POSTCODE _____

Make your crossed cheque/MO payable to IPC Magazines Ltd., and post to: Practical Wireless, Room 2613, King's Reach Tower, Stamford Street, London SE1 9LS.




What's new from Heathkit?



IM 2212 - Auto Ranging DMM



IO 4105 - Single Beam 5MHz Oscilloscope



IM 5217 - Portable Multimeter


Plus

- * GD 1290 - VLF Metal Locator
- * HX 1681 - CW Transmitter
- * IR 5201 - XY Recorder
- * CI 1525 - Car Temperature Indicator

These brand new self-assembly kits are designed to the highest specification. The step-by-step instructions make them easy to build at your leisure in your own home.

And first class quality makes them excellent value for money.

Details of the full Heathkit range are available in the Heathkit catalogue. Send for your copy now.



IM 2215 - Hand-held DMM

Soldering Iron offer FREE

To: Heath (Gloucester) Limited, Dept. (PW10), Bristol Road, Gloucester, GL2 6EE.

Please send a copy of the Heathkit catalogue. I enclose 20p in stamps.

Name _____

Address _____

N.B. If you are already on the Heathkit mailing list you will automatically receive a copy of the latest Heathkit catalogue without having to use this coupon.

When you receive your catalogue you will get details of this free offer.




There are Heathkit Electronics Centres at 233 Tottenham Court Road, London (01-636 7349) and at Bristol Road, Gloucester (0452 29451).

HEATHKIT

ELECTROVALUE

Your leading direct suppliers for



NASCOM MICROCOMPUTERS AND FULL SUPPORTING RANGE OF ITEMS TO ENABLE YOU TO WORK AT PROPER PROFESSIONAL LEVELS

- ★ Appointed Nascom stockists
- ★ Widest possible range stocked
- ★ Information on request
- ★ Enquiries from trade, industrial and educational users invited

We are also appointed distributors for the fine products of:

SIEMENS, ISKRA, RADIOHM, VERO AND MANY OTHER FAMOUS MANUFACTURERS

It's a good deal better from

ELECTROVALUE LTD

Dept. PW10, 28 St. Judes Road, Englefield Green, Egham, Surrey TW20 0HB.
 Phone: Egham 3603. Telex 264475.
 Northern Branch (Personal shoppers only), 680 Burnage Lane, Burnage, Manchester M19 1NA. Phone (061) 432 4945.

- We pay postage

in U.K. on orders list value £5 or over. If under, add 27p handling charge.

- We give discounts

on C.W.O. orders, except for a few items marked Net or N in our catalogue price list.

5% on orders, list value £10 or more

10% on orders list value £25 or more.

Not applicable to Access or Barclaycard orders.

- We stabilise prices.

by keeping to our printed price lists which appear but three or four times a year.

- We guarantee

all products brand new, clean and to maker's spec. No seconds, no surplus.

- WE WILL SEND YOU OUR 120-PAGE CATALOGUE No. 9 FREE ON REQUEST.

Comprehensive, informative, very well produced. Write, phone or call for your free copy, together with latest price list. (Available separately).

Catronics FOR BEST VALUE IN THE FINEST SHORTWAVE RECEIVERS

Lowe SRX30 as featured in Aug. issue of P.W. Utilises a drift cancelling loop system to give performance plus. 500KHz - 30MHz coverage, USB/LSB/AM/CW, 240Vac/12Vdc supply. **£179**

Trio R300 with dual conversion on higher frequency band (above 18 MHz). 170KHz - 30 MHz coverage, USB/LSB/AM/CW, 120Vac/240Vac/12Vdc supply or internal batteries. **£189**

Both the above receivers are currently available from stock. Prices INCLUDE VAT but please add £4.00 for Securicor delivery.

CATRONICS FOR THE FINEST AMATEUR RADIO EQUIPMENT

- Trio TR2300** 2m FM portable transceiver PLL with all 80 FM channels **£199**
- Trio TR3200** 70cm FM handy transceiver fitted 3 channels **£190**
- AR240** 2m synthesised FM hand-held transceiver in 5KHz channels **£199**

USED AMATEUR EQUIPMENT

Catronics always have a good selection of reliable used and secondhand equipment - all with 3 months GUARANTEE, including TR2200G: £100-£120 and Liner 2: £100.

JAYBEAM AERIALS

Catronics stock the full range of Amateur VHF & UHF aerials - S.A.E. for list and special prices.

MICROWAVE MODULES

Converters and transverters for 2m & 70cm - send S.A.E. for illustrated leaflet and price list.

ALL OUR PRICES INCLUDE VAT

EASY TERMS available. Access and Barclaycards welcome

CATRONICS LTD., COMMUNICATIONS HOUSE, (Dept. 980) 20 WALLINGTON SQUARE, WALLINGTON, SURREY, SM6 8RG.

Tel. 01-669 6700 (9 a.m. to 5.30 p.m. Sat. 1 p.m.) Closed lunch 12.45-1.45

RIT Range

At 3.5MHz plus 1.88 minus 1.50Hz
 At 4.0MHz plus 1.55 minus 1.22Hz

Drift

The receiver was switched on from cold, and a signal fed in to give a 910Hz tone. The frequency of this tone was then measured over a period.

Time minutes	Freq. Hz
00	910
05	860
10	818
15	785
20	744
25	710
30	680
35	657
40	638
45	616
50	597
55	583
60	565

Transmitter Measurements

Output Power and Intermodulation Distortion

Frequency MHz	p.e.p. 3rd order output	i.m.d. products watts	5th order i.m.d. products
3.75	127	-28	-33
7.05	128	-31	-34
14.2	100	-29	-36
21.2	100	-25	-36
28.7	100	-26	-32

IMD Products are measured with respect to one tone of a two tone test signal.

Transmitter AF Response

Modulation frequency Hz	Wanted sideband dB	Unwanted sideband dB
50	-50	-58
100	-35	-50
300	-13	-52
400	-7	-55
700	-2	-55
1000	0	-55
1500	-1	-55
2000	0	-55
2200	-1	-55
2400	-2	-55
2700	-4	-55
2900	-6	-55
3100	-9	-55
3200	-28	-56
3400	-35	-57
3700	-56	-58
4000	-60	-60
5000	-60	-60
7000		

Carrier Suppression

USB -61dB rel. p.e.p.
 LSB -58dB rel. p.e.p.

Harmonics and Spurious Outputs

Measured at 100 watts two tone output.

Frequency	Spurious frequency and level
3.75	All harmonics and spurious more than -60dB
7.05	5.05 and 9.05 -52dB. 14.1MHz -58dB 21.15MHz -60dB
14.2	9.001 -48dB. All others more than -60dB
21.2	18.2 and 24.2 -55dB. 9, 12, 18.002MHz -57dB 42MHz -58dB
28.7	20, 18MHz -55dB. All others more than -60dB

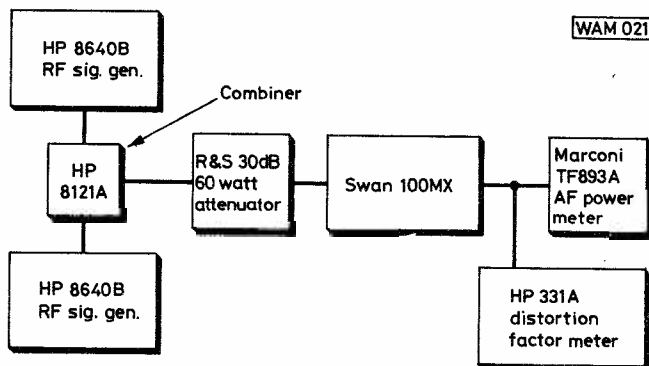


Fig. 2: Receiver measurement system used on the Swan 100MX Transceiver

The handbook is a reasonable publication listing the necessary information for putting the rig on the air. The circuit diagrams and p.c.b. layouts are adequate for someone with reasonable technical knowledge, although a components list would be useful. Knowing the manufacturer of a $\frac{1}{8}$ watt 4.7k Ω 5% resistor is not generally vital, but of a double balanced mixer i.c. referred to as Z501 is!

Mechanical construction is of a sound standard, and the equipment is quite attractive in looks. It is supplied with a mounting bracket and hardware for mobile use: VOX is standard and not an add on extra, and the power is high enough to produce a reasonable signal.

All in all then, quite a reasonable rig. The receiver spurious response is disappointing, but otherwise the electrical performance is very good. Besides the minor points mentioned, the mechanical side is well thought out and although perhaps a little expensive just for a rig designed primarily for mobile use, the fixed station performance is probably adequate for the average, run of the mill operator on s.s.b. As with all transceivers without good built in c.w. filters, c.w. can be another story! RTTY and SSTV require extra cooling, and perhaps the receiver selectivity may prove inadequate for these modes. But in general, a nice little set! And the a.t.u. is rather nice on its own account!

Prices

Costing £459 plus VAT, the Swan Electronics, 100MX SSB Transceiver reviewed was kindly loaned by Amateur Electronics UK, 508-514 Alum Rock Road, Birmingham 8. Tel: 021-327 1497, and we would like to thank them for their invaluable assistance in this respect.



How to make a hobby.

The opportunities in electronics, today, and for the future are limitless — throughout the world. Jobs for qualified people are available everywhere at very high salaries. Running your own business, also, in electronics — especially for the servicing of radio, TV and all associated equipment — can make for a varied, interesting and highly remunerative career. There will never be enough specialists to cope with the ever increasing amount of electronic equipment coming on to the world market.


We give modern training courses in all fields of electronics — practical D.I.Y. courses — courses for City & Guilds exams, the Radio Amateur licence and also training for the new Computer Technology. We specialise only in electronics and have over 40 years experience in the subject.

All the training can be carried out in the comfort of your own home and at your own pace.

A tutor is available to whom you can write at any time for advice or help during your work.


and a career.

- COURSES AVAILABLE
- CITY & GUILDS CERTIFICATES IN TELECOMMUNICATIONS AND ELECTRONICS.
- RADIO AMATEUR LICENCE.
- COMPUTER TECHNOLOGY WITH HOME TRAINING COMPUTER.
- DIGITAL ELECTRONICS.
- BEGINNERS PRACTICAL COURSE.
- RADIO AND TELEVISION SERVICE.
- AND MANY OTHERS.



All students enrolling in our courses receive a free circuit board originating from a computer and containing many different components that can be used in experiments and provide an excellent example of current electronic practice.

Free 32 page Colour Booklet.



WE ARE AN INTERNATIONAL SCHOOL SPECIALISING IN ELECTRONICS TRAINING ONLY AND HAVE OVER 40 YEARS EXPERIENCE IN THIS SUBJECT.

WA10

NAME.....

ADDRESS

.....

Post now, without obligation, to:- Block Caps Please

BRITISH NATIONAL RADIO and ELECTRONICS SCHOOL P.O. Box 156, Jersey, Channel Islands.

KINDLY NOTE!

Changes in Broadcast Band Listening, Jul/Aug 1979

There have been a number of changes of address of organisations mentioned in this article:

1. The Twickenham DX club changed its name, in March to become the British DX Club at 55 Boundary Road, Worthing, Sussex. They are still looking for new members and publish a monthly bulletin entitled *Communication*.
2. The European DX Council is no longer based in Germany. For full information on the current projects send one IRC for an sale in Britain to EDXC, P.O. Box 4, St Ives, Huntingdon, Cambs, PE17 4FE. A new edition of the EDXC Reporting Guide is now available.
3. The Handicapped Aid Programme in the UK (HAP-UK) is still run by John Rose, but he has moved house and is likely to do so again in the near future. Also because more people have now become involved, and HAP runs best on a local scale, the EDXC address above should now be used for all correspondence concerning HAP-UK. EDXC will forward the mail to those concerned. This simplifies problems with addresses, especially when they have to be given out over the air.
4. UK DX Camp, J. Marks is now at 5 Salfar Avenue, Norwich, Norfolk NR4 7LX.

BI-FET Integrated Circuits, August 1979

A small section of text was unfortunately omitted from page 52, completely changing the meaning of the paragraph commencing "Progress ... is still continuing".

It should have read: "... both Texas and National have developed laser trimmed devices with offsets below 0.5mV. Precision Monolithic have developed a laserless trimming system known as "Zener-zap", which also provides offsets of less than 0.5mV, for use on their proprietary BI-FET series."

Our apologies to the author for this error.

Selective Sound Operated Switch, July 1979

There are some tracks missing on the p.c.b.
 IC2 Pins 1 and 2 should be linked
 IC4 Pins 3 and 5 should be linked
 IC4 Pins 12 and 13 should be linked
 These links can be made easily with short lengths of wire soldered to the track side of the board.

PW "Hythe" Marine Band Receiver, Feb.-Mar. 1979

The ED core of IFT2 is associated with the INPUT, and the BLUE core with the output of the device. Therefore, IFT2 should be mounted so that the RED core is adjacent to C11 and the BLUE core adjacent to C12.

On the component location diagram (Fig. 4 in Part 1), C12, connected between IFT2 output and IC1 pin 12, has been incorrectly labelled as C17.

DXers Audio Filter, May 1978

Some readers have experienced problems with this unit, and the following notes have been produced by the designer.

1. The output of the unit is excessive for some headphones, in particular the more sensitive low impedance types. A resistor of about 100 ohms in value connected in series with the output will eliminate this problem (which manifests itself as a high background noise level, excessive and uncontrollable volume, plus attendant distortion).
2. Some receivers seem to have a nominal output level which is far too high for the ear. Adding load resistor of about 10 ohms in value across the input of the filter may help here, and the addition of a resistor of about 82 ohms in value in series with the input lead will provide attenuation if necessary.
3. Instability may occur if the connections to the output socket are transposed, causing the front panel to be connected to the live output and causing feedback through the bodies of VR1 and VR2.
4. Similarly, transposing the input socket connections will lead to an excessive pick-up of mains hum, radio interference, etc.
5. Rather erratic operation on some units may possibly be due to component tolerances causing the gain of the high- and low-pass filter amplifiers to become too high, producing pronounced peaks in the frequency response of the unit and perhaps instability as well. Reducing R5 to 82kΩ or 68kΩ and R9 to 12kΩ or 10kΩ should correct this if such a problem should arise.

Bind it

It's so easy and tidy with the Easibind binder to file your copies away. Each binder is designed to hold approximately 12 issues and is attractively bound and blocked with the PRACTICAL WIRELESS logo. Gold Letra-set supplied for self blocking of volume numbers and years.

Price £3.75 including postage, packing and VAT. Why not place your order now and send the completed coupon below with remittance to: IPC Magazines Ltd., Post Sales Dept., Lavington House, 25 Lavington Street, London SE1 0PF.

it's easy with **EASIBIND**

Order form PRACTICAL WIRELESS


I enclose P.O./cheque value for binders

Years required (BLOCK LETTERS PLEASE)

Name

Address

Date



PRODUCTION LINES

alan martin

New Low-cost d.m.m.

Fluke claim a price/performance breakthrough with the introduction of their latest handheld 8022A digital multi-meter aimed at a very wide market. This practically indestructible $3\frac{1}{2}$ digit d.m.m. offers all the advantages of a digital meter at analogue prices.

Called the "Troubleshooter", the 8022A is a battery powered $3\frac{1}{2}$ digit meter, offering 10 ranges of a.c. and d.c. volts from 200mV to 1000V, 8 ranges of a.c. and d.c. current from 2mA to 2A and 6 ohms ranges covering 200 ohms to 20M ohms including 3 diode test ranges. Readings are displayed on a razor sharp l.c.d. display with ranging decimal point. Designed for single handed operation, the 8022A features in-line mounted push-button switches for easy range and function selection. This approach also eliminates the electrical and mechanical reliability problems associated with rotary switches.

Other features of the 8022A include a 200 hour battery life (from a standard 9V battery) giving approximately 2 years normal service, a "battery low"

l.c.d. indication when remaining battery life is less than 20 hours, a basic d.c. accuracy of $\pm 0.25\%$ over 1 year and a full range of accessories. Parts count is kept extremely low using a custom built CMOS chip for most of the internal circuitry. Both over-range and negative polarity are clearly displayed on the l.c.d. display. The a.c. and d.c. voltage ranges cover 200mV to 1000V in five steps with a maximum resolution of 100 μ V. Current ranges cover 2mA to 2A with a 1 μ A maximum resolution on a.c. and d.c. Resistance ranges extend from 200m Ω to 20M Ω with a resolution of 0.1 Ω on the lowest range.

The 8022A features extensive protection against overloads or mis-use. Overloads of up to 1000V on all voltage ranges, 500V on all resistance ranges, 2 Amps on all current ranges or 6kV transients will not damage the d.m.m. At the same time, the operator is protected from shock by special Fluke-designed safety test leads with shrouded banana plugs, which prevent accidental shocks or short circuits even if the leads are pulled from the input jacks while still connected to a live

circuit. The test probes have special finger-guards to further reduce shock hazard and the case and tilt stand are completely non-conductive.

Operation of the d.m.m. is enhanced by a wide range of accessories such as probes for d.c. voltages to 40kV, a.c. currents to 600A, temperatures, d.c. currents to 20 Amps, RF signals to 500MHz and a battery eliminator pack. A built-in tilt stand allows the d.m.m. to be used standing up or in a hanging position.

Costing only £89, the 8022A is now available for immediate delivery from Fluke with a full 2 year warranty. A full technical service covering the UK is offered from Fluke's Watford premises and the newly opened Northern Service Centre in Stockport, Manchester.


For further information contact: *Fluke International Corporation, Colonial Way, Watford, Herts. WD2 4TT. Tel: (0923) 40511.*



Mini TVs

Plustronics Ltd. tell us that the Plustron range of portable TVs and 3-in-1 entertainment centres continues to grow, there is now six models in the TVRs range.


The original TVR—the TVR5 is a combined 5in TV and 3-waveband radio. The TVRC7 was the first Plustron 3-in-1 portable with a 7in TV screen, 3-waveband radio and cassette recorder, it is compact and light and can be carried anywhere. The TVRC7D offers an important extra—a dual standard feature giving TV reception in the UK and most European countries too. The TVRC5D features the same facilities as the TVRC7D, but with a 5in TV screen in an even more compact cabinet. The TVR5D is an "upright" TVR, though still fully portable and includes the dual standard facility as well as v.h.f./m.w./l.w. radio and 5in TV screen.



The first 3-in-1 portable TV, the TVRC7

The latest in the range is the CTV55D—claimed to be the world's first battery operated portable colour TV. The $5\frac{1}{2}$ in screen gives superb colour fidelity and a special "Auto" switch which helps keep the colour tuning perfect.

All the TVRs feature a four-way power system, mains or batteries, with optional extras including a 12V d.c. cord to run off a 12V car battery and




The latest colour portable TV, the CTV55D

a rechargeable battery pack. External aerials can be used in poor reception areas and each TVR is supplied with an earpiece for private listening.

The TVRs are priced from around £110 for the TVR5 to £299 for the CTV55D and are imported, distributed and fully guaranteed by: *Plustronics Ltd., Hempstalls Lane, Newcastle, Staffs. Tel: (0782) 615131.*

PRODUCTION LINES

alan martin



Hot stuff

The new Miniflam blow torch now being made generally available by Henri Picard & Frere Ltd., is a carefully engineered tool which can be fuelled either with butane for soft soldering and general heat applications or with butane/oxygen for brazing and metal cutting.

The Miniflam is charged with butane in exactly the same way as a rechargeable cigarette lighter. Each charge lasting an hour or so. The advantage of this method is that there is no gas cylinder to impede its use and upset the balance and comfortable 'feel' of the torch, which weighs only 130g and is 18cm long.

The flame is controlled by gas pressure and air volume regulators. Any conformation can be achieved from gentle and diffuse to short, pinpoint and intense; but it should be borne in mind that the temperature of the flame remains constant at around 1600°C; only its intensity at the flame tip being variable. The secret of successful and economical operation lies in not increasing the gas pressure and therefore flame intensity beyond the optimum for the job. This is particularly relevant when the soft-soldering attachment is used. The bit heats up very quickly and the flame need do no more than caress its base. Too fierce a flame will increase gas consumption without any gain in performance.

The use of a butane-oxygen mixture increases the flame temperature to around 2750°C. For this purpose a miniature low pressure oxygen cylinder is linked by a tube and an adaptor to the Miniflam nozzle. The torch can then be used for brazing most metals in common use in the electronics and jewellery industries or for cutting metal sheets up to 1.5mm thick. It must always be remembered, however, that the Miniflam is a miniature tool and the heat area which it is designed to produce is correspondingly small. Miniflam oxygen cylinders which are specially imported for use with this tool hold sufficient gas for thirty minutes average controlled use.

Recommended retail prices, which



include VAT, are: Miniflam torch £18.77—Soldering bit £1.59—Oxygen cartridge £1.59—Oxygen adaptor £9.49; plus 25p per item P&P.

The Miniflam is available from specialist hand tool dealers (a list can be supplied on request) or by post from: *Henri Picard & Frere Ltd., 357/359 Kennington Lane, London SE11 5HY. Tel: 01-735 9805.*

Watchdog

Recently introduced by Manx Electronics, is the "Watchdog", a portable, easy-to-install burglar alarm.

The "Watchdog" measures only 120 x 65 x 30mm and takes moments to install on any non-metallic door with metal handles.

To install the unit, close the door; unlatch the lower back cover and let the ground antenna chain hang down freely; unfold the wire loop and hang the unit on the door handle; switch on and adjust the "Tune" control until the alarm sounds, remove your hands from the unit and the alarm should stop, if not, readjust the "Tune" control. The "Watchdog" is now set and any intruder touching the metal handle on the other side of the door will immediately trigger the alarm, which will continue until the intruder lets go of the handle.

Powered by a 9V PP3 battery, the unit should give approximately 170

Solar Cell

Ferranti Electronics Ltd. have developed and produced a Silicon Solar Cell principally for educational use.


The cell, designated the ESC3 series, measures 76mm diameter and is capable of producing 0.9A at 0.5V under good sunlight conditions. Physical protection is provided by a tough moulded case and by a Fresnel lens which also acts as a light collector. Power take-off is via pins on the rear of the case. Accidental short-circuiting of the output will not damage the cell, and any number of cells can be arranged in series/parallel combinations to provide increased output values.

In addition to providing an educational aid for schools, colleges and universities it can provide the electronics enthusiast with a power source for operating functional models and electro-mechanical devices.

The ESC3 series should be available in early September and the one-off price will be in the region of £12.00. Further information can be obtained from: *Ferranti Electronics Ltd., Fields New Road, Chadderton, Oldham, Lancs OL9 8NP. Tel: 061-624 0515.*

hours continuous operation in the unactivated condition.

The "Watchdog" costs £6.50 plus VAT and £1.00 P&P, and is available from: *Manx Electronics, 69a High Street, Epping, Essex. Tel: (0378) 77078.*





by Eric Dowdeswell G4AR

It will not have escaped the notice of readers of this column that the subject of Citizens' Band radio is coming up more and more frequently these days on the radio, TV and in the press. As usual on a technical subject, an awful lot of rubbish is being aired, such as the political correspondent of a very well-known daily paper who wrote that CB radio was being used "mainly by motorists and other untrained amateurs"!

Obviously there are many people, including our younger folk, who would like to chatter to each other over the air, and indeed, feel that they have a right so to do. Those that are aware of the existence of the radio amateurs' licence are often of the opinion that the examination is "too difficult", when what they really mean is that it is too much trouble. They want to get on the air the easy way.

In my own magazine *Electrical & Radio Trading*, of which I am the Technical Editor, I have had occasion to write quite a lot of late concerning CB radio and the prospects for its introduction into the UK, so it might be an idea to get one or two ideas straight.

Those people now using CB sets on 27MHz in this country, and there are said to be many thousands, are doing so largely *because* it is illegal. If it were to be legalised tomorrow half of them would look around for something else illegal to get their hands on.

This present Government, and previous ones, should be congratulated rather than villified for not condoning CB radio on 27MHz. They have had the courage not to be stampeded into a stupid decision, unlike so many other countries, several of which now rue the day that they ever heard of 27MHz CB radio. The present Government will undoubtedly approve a service in due course, choosing a frequency in the v.h.f. range where abuse of the relevant regulations is far less likely to occur. Approved apparatus, possibly emitting a coded inaudible identification signal, will almost certainly be required, as has now become the law in the US, at long last.

We shall get what the original idea of CB radio was all about, namely the ability of two or more people to talk to each other over the air for a comparatively short distance. Hopefully it will not be called Citizens' Band

radio at all but perhaps the Domestic Radio Service so that we can forget the plague that is CB which has struck the US and other countries.

To those of my readers who are waiting for a DRS in order to get on the air and "talk to the world", as some of our "shamateur" journalists put it, I say "forget it"! Sit down and start to study for the Radio Amateurs' Examination and you will achieve something worthwhile when you have got your licence, something that will stand you in good stead for many years to come, plus a sense of satisfaction that can never be obtained with anything that is got "for free".

General

Because of postal problems and delays in the publication of *PW* (not, I would add, due to *PW*'s editorial staff. Somebody had to say it!) the Log Extracts feature of this column every month has become something of a joke. Originally intended to provide the latest news on DX activity the delays now in getting this information into print means that some DX stations come and go before even appearing in print.

I would still like the logs to come rolling in but in lieu of Log Extracts I will select the choicer bits of DX news and include them in the main column. It is now even more important to see that logs and information reach me on or around the 15th of each month. Three weeks beforehand or one week after is pointless, yet very common, in spite of my monthly exhortations! As I've said before, letters of a general nature are welcome at any time.

DXing

From Manchester, **Mike G4HWB** writes to say that a "whole coachload of relatives from VK land" has stopped his DXing for a while. He's hoping the WARC will give us some more bands so that some of the existing gear will get on to the secondhand market and he'll be able to get it cheaply, which he can't manage to do at the moment. I'll say "hear, hear" to that! It happened in the US when CB went to 40 channels from 27. The old gear was dirt cheap then. On c.w. Mike worked HZ1HZ (10m), FG7XA and 8P6HZ (15m) with P29LS on s.s.b. (10m) and CT2CH plus FM0ABK on 20m s.s.b.

Dennis Sheppard (Sheerness, Kent) doesn't find RTTY activity too high during the summer months but his KW202 and 132ft Windom found JA4ONZ, ZC4JG and 5Z4PD on 15m RTTY, and HI8XDF, VK2ZN, ZL4GJ, 9M2CR, K0BJ/H44, 5W1BV, 6Y5SS on the 20m band. **John and Steven Goodier** who reside near Stockport logged ZA1KAM but I wouldn't waste an IRC on him!

The trouble is such pirates are given an air of authenticity by the many who work them "just in case"! Better to be safe than sorry! They also found VQ9KK/C on Ghagos Island (15m) who ought to be there for another month or two.

David Coggin has a DX160 and 170ft of wire at Knutsford in Cheshire, plus a one-element quad for 10m on which band he logged CE8CH, FR7BU, with HM2PN, HP1ACJ, HR3JJR on 15m. On 20m it was FO8DO, HC6FC, both s.s.b. 40m produced ZL1BOQ and ZP5CBL. In Stowmarket, Suffolk, **Dave Palmer** also looked at 40m s.s.b. with his Trio JR310 and 100ft aerial and got FM7WS, YS9RVE and ZP5LX. 20m provided HM1NJ, K6SAE/KH2 on Guam, KX6PP and YI1BQD while on 15m it was FO8DT, KX6BU, S79MC, VQ9KK, 5N0SID, 5L2AY and 9V1VV, with 10m revealing VK8NCC, XT2AV plus 5N0EAD. Dave had a go at a friend's AR88 and wished he had the six positions of selectivity on his Trio!

Leigh-on-Sea, Essex, is the QTH of **Ian Marquis** BRS41426 whose Frog-7, the FRG-7 to newcomers, found VU2BK on 40m c.w. with FH8CY and SU1DP on the same mode on 10m. On 20m, s.s.b. was logged from VS5MS and 4S7EA with HH2V, KX6BQ, VS6AK and 5W1AX on 15m. **John Dainty** was surprised in West Wickham, Kent, to log W5NT and W5XZ on 80m s.s.b., the latter working a G4, so things may already be looking up on the l.f. bands.

Here and There

Peter Hawks in Stourbridge, W. Mids, hearing the DX using beam aeriels, wonders if a listener ought to have something similar. Most certainly yes! The average SWL would be absolutely astounded if he listened to, say, the 20m band using even a two-element beam. Somehow the SWL sticks to odd bits of wire until he gets his own ticket, then forks out on a beam. If one is really intent on getting a licence, for the v.h.f. or h.f. bands, then I'd always recommend getting a beam while still a listener.

There is often the odd strange callign in logs, so once again I must suggest a copy of **Geoff Watts'** prefix list which has now gone up to 50p postpaid, from 62 Belmore Road, Norwich NR7 0PU, but is still worth every penny. **Norman Wright** (Chorley, Lancs) let slip that he became G8SJM last March and has lately acquired an AR88, so what about the code test and a G4 call soon OM? After buying a DX160 and putting up a 100ft of wire **David Warner** in Cheshunt, Herts, has threatened to send in some logs and to try for the RAE. **R. G. Anderson** reports from Canvey Island, Essex, that he too has caught the bug, this time from his brother-in-law who happens to be VK2BYS! Receiver is a Panasonic RF2800 with digital frequency readout.

Users of the Lowe SRX-30 receiver might like to contact **John Meele** of 4 Byways Caravan Park, Strode Road, Clevedon, Avon, who has one but has not seen any mention of the set in this column. John's QTH is pretty grim from the radio point of view as one can imagine with a 30ft wire and a.t.u. Well, John, the FRG-7 certainly stole the limelight but that doesn't make it the better set of the two. Following its review in *PW* the SRX-30 might now pick up a bit of lost ground.

And now we have a note from **David Parker** of Elstead, Surrey, with the news that he is now G4IKK. Well done OM, and good luck on the air with your new identity. A KW2000 or Heathkit rig seems to be in the pipeline, so hope you can get on the air soon and baptise the new call.

HAVE YOU SEEN
THE NEW
PW QSL CARD?

Then turn to page 56

Back to the DX scene for a moment with some tit-bits from regular **Bill Rendell** (Truro, Cornwall) with his AR3 valved set and 115ft outdoor wire. We exchange notes on our second hobby of birdwatching but Bill manages to slip in the odd bit about the bands! On 20m s.s.b. it was C5ABK (QSL via G3LQP), CT2BB, HS1ABD, K0AX/DU2 (QSL via WB4OSN), P29JS, VK7AE, VP1WS, VP2MH, VP8RX on Falkland Island, and YI1BGD, heard by most people, QSL via Box 5864, Baghdad. From 15m s.s.b. Bill dug up CT3AR, C5AAG (QSL via LA7GV), HS1ABD, JR6FF on Okinawa, J3ABQ (QSL W5SJS), SV9KI (normally SV0??), VP2SV, VP2VFC on Tortilla, XT2AV (QSL VE2ATS) and YB0WR.

Club Round-Up

Newly-formed **Wigston RC** already has 20 members, half of whom are licensed, with others awaiting good news of the RAE. Meetings now on first and third Fridays of the month at the United Reformed Church in Wigston, Leicester. Interested? If so contact Steve Parker, 59 St Michael's Avenue, Leicester. If you have nothing to do on the second and fourth Thursdays of the month and live in northern Kent then you could do worse than visit the **North Kent RS** at St Mary's Institute, 2 North Gray Road, Bexley, around 8pm. Planning of the forthcoming season's programme is under way. Current activities include code practice and operating the club's station G4CW. Write to: Hon Sec Dr. C. P. Conduit, c/o 49 Baldwyns Park, Bexley, Kent.

Northern Heights ARS has a new meeting place, I've been informed: Wednesdays at 8pm at the Bradshaw Tavern, Illingworth, Halifax. Beginners' sessions at regular intervals will eliminate the feeling that newcomers to clubs often get, that of being cold-shouldered. It often happens and is quite unintentional, just that nobody in particular has been delegated to look after him or her. Shouldn't happen at the NH ARS. Their newsletter is interesting and informative but for more info contact: Sec Marcus Topham, 1200 Great Horton Road, Bradford, or Geoff Theasby G8BMI at 12 Southfield Avenue, Riddlesden, Keighley.

Back down south to the **Winchester ARC** meeting on the third Saturday of the month at 8pm, with talks on radio fundamentals, lectures and demonstrations, films and much activity from the club's v.h.f. station. Informal meetings on the first Friday, also 8pm, at the Crown Hotel, North Walls, Winchester. Contact: Peter Simpkins G3MCL, Lawn End, Park Road, Winchester, who

guarantees a warm welcome to new members and visitors.

No marks out of ten for the **Bournemouth RS** that couldn't muster enough hands to run HF NFD this year! With over a 100 members one wonders what the alternative attraction was! I've known clubs with half a dozen members get into the field for NFD, and thoroughly enjoy every minute. To compensate, Bournemouth area RAIBC rep Alan G4GQH reports much good work done to get invalid amateurs on the air or kitted out with receivers and aerials. If interested look in on the Bournemouth RS or contact: D. Wade, 70 Creekmoor Lane, Poole, Dorset.

The very active **Cray Valley RS** has its annual contest over the weekend of October 6/7 for listeners and transmitting amateurs, on all bands from 160 to 2m. Main object is to contact society members and qualify for club awards. Details from: Owen Cross G4DFI, 28 Garden Avenue, Bexleyheath, Kent.

Wednesdays at 7.30pm sees the **Derby and District ARS** under full steam at the clubroom, 119 Green Lane, Derby, with light refreshments to follow. Lectures and events to suit all tastes with RAE and code instruction. If *PW* is out on time then you may like to know about a cheese and wine party on Sept 12 but for more info write to: Jenny Shardlow G4EYM, 19 Portreath Drive, Darley Abbey, Derby.

Finally, whew, the **West Kent ARS** meets at the Adult Education Centre, Monson Road, Tunbridge Wells, at 8pm. On Sept 14 there is a 2m foxhunt, "meet in the car park behind M & S at 8pm", says Brian Castle G4DYF, Sec of 6 Pinewood Avenue, Sevenoaks, Kent, who can supply more details. On Sept 28 an open evening "especially for newcomers to the hobby and other visitors", and even further ahead *PW* contributor Ron Ham talks about Man on the Moon.



MEDIUM WAVE DX

by Charles Molloy G8BUS

While on a short visit to Shetland last June, I was surprised to hear the lunch-time broadcast from Torshavn in the Faroes, which now puts out 5kW on 531kHz. The receiver was a rather ancient Realistic portable which has a 6in ferrite slab aerial and the QTH was Lerwick on the boat deck of the *St Clair* which does the regular run from Aberdeen. The surprise was due to the distance which must be around 200 miles, the low power of the transmitter and the fact that the path was in daylight.

Groundwave Reception

During the day, medium and long wave radiation into the ionosphere is absorbed by the D layer. Nothing comes back, there is no sky wave and only the ground wave can be received, that is until darkness comes and the D layer disappears. The ground wave peters out (attenuates) quickly with distance, the effect being more apparent at high than at low frequencies. The range of the ground



Fig. 1: The QSL card received by Charles Molloy from Torshavn in the Faroes

wave is greater at the l.f. end of the medium waves than at the h.f. end, and it is greater again on the long waves. Attenuation is also lower over water than over land, so the combination of low frequency and a sea path accounts for the daytime reception of Torshavn in Lerwick.

Twilight DXing

It was with mixed feelings that I listened to Torshavn as it had taken considerable effort to log and QSL this station from my home QTH in Lancashire. When it was on its pre-Geneva 584kHz there was QRM from Austria, Spain, France and the USSR, and only one of them could be nulled out at a time with a loop. The position on 531kHz is much the same with QRM from East Germany, Finland, Switzerland and Algeria.

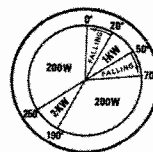
My solution was to listen for the 0715 sign-on at a time of year when it was sunrise at my QTH, which is around the time of the equinoxes. QRM would be declining with the arrival of daylight, while the path to the Faroes would still be in darkness. Try on 531 at 0715 during September and the further north your QTH then the better your chance of success. The station is on the air from 0715 to 0915, from 1200 to 1300 (later on Wednesday and Saturday) and from 1830 to 2030 (2305 on Saturday). The language is Faroese, the identification "Utvarp Foroya" and the interval signal is a few notes on a xylophone.

THE ONLY LOCAL RADIO STATION AND THE ONLY LICENSED COMMERCIAL RADIO STATION IN THE BRITISH ISLES.



BROADCASTING HOUSE, DOUGLAS HEAD, DOUGLAS, ISLE OF MAN. Telephone: S.T.D. 0624-3277

Q.S.L.
M.F. POWER PATTERN



FROM **MANX RADIO**

FREQUENCIES: 232M (1295 KHz) DAYLIGHT
188M (1594 KHz) DARKNESS
91.2 MHz 89 MHz V.H.F., THROUGHOUT

PRESENT HOURS OF TRANSMISSION: []

THIS CONFIRMS YOUR RECEPTION REPORT DATED []

Fig. 2: An early QSL card from Manx Radio in the Isle of Man

A similarly placed but easier station is Manx Radio in the Isle of Man, which comes roaring in at my QTH during the day. The frequency is 1368kHz and it broadcasts from 0655 to 2200 daily. It could be an interesting catch for DXers in some parts of the UK (including Shetland) and if there are problems with QRM then try around sunrise or sunset. Twilight, as reader **Mark Hattam** has pointed out, is a good time for DXing on the medium waves.

A last word about Torshavn. Although I succeeded in logging Torshavn on several occasions, I was unsuccessful in obtaining a QSL owing perhaps to the lack of suitable material for a reception report. I should have sent them a tape! It was not until there was a general election in the Faroes and Denmark, and the station was on the air well into the night giving the results that I was able to obtain the coveted QSL card. Cheating? Not really. Anyway I think I deserved the QSL after all the effort I put into verifying this "medium waves only" country.

Spain

"Aqui Bilbao (This is Bilbao)" was the name of an international programme which used to be on the air during the 1950s, and it has appeared again every Sunday from 0030 to 0200 over Radio Bilbao on 990kHz (303m) with a power of 10kW. There is a mailbag programme in English, French and German, "Top of the Basque Pops" and "Introducing Tonight" with personal appearances of Basque artists and personalities. Listeners' letters are welcome and should go to Radio Bilbao, Rodriguez Arias 6, Bilbao, Spain.

Another list of Spanish New Frequency Assignments on the m.w. and l.w. bands is available from the DX Luxal Club. Send two International Reply Coupons, which are obtainable at main post offices to the club c/o Luis Diez Alonzo, Isaac Peral 18, Santander, Spain.

DX Heard

"I recently bought an Eddystone EC10 Mk2 hoping to enjoy broadcasts from various US stations, but up to now I have only heard one", writes **Stanley Fliteroft** from Bolton. Were you listening at the right time? Reception has been quite good this summer in spite of the approach of the sunspot maximum. **David Sidebottom** (Fleetwood) has been more successful. Using his Realistic DX160 and 20 inch loop between 0200 and 0400 in July, he pulled in CJCH in Halifax, Nova Scotia on 920kHz, CJYQ St John's, Newfoundland on 930kHz, CHER Sydney N.S. on 950, CHNS Halifax N.S. on 960, WEVD New York 1330, WLAM Lewiston Maine on 1470. Two others whose location was not determined were CKEC on 1320 (New Glasgow N.S.) and WSAR 1480 (Falls River, Massachusetts). Stations don't come through until 0200 at this time of year (July) concludes David.

Another DX160 user is **K. Lewis** of Pensilva in Cornwall. The rest of his rig includes a 90ft long wire, a.t.u. and a pre-amp. He pulled in ZDK in Antigua on 1100, CJCH 920, WCAU Philadelphia on 1210, WNEW New York on 1130 plus an unidentified Canadian on 1320 (probably CKEC) and a Latin American on 760.

Solar Activity and the Medium Waves

The maximum of the current sunspot cycle is expected before the end of 1979. Solar activity improves reception on high frequencies but has a detrimental effect on low

frequency DXing, especially on northerly paths such as that between UK and North America. There is evidence that Latin American DX actually improves when reception of North America is poor, so in answer to David Sidebottom, the prospects for the coming winter are below average reception of North America and better than usual reception across the long sea path to South America.

I will probably regret having made this prediction as m.w. DXing is a law unto itself! Reports of North American DX heard during the period September to December would be much appreciated, even of everyday DX such as CJYQ, as the current prediction for the sunspot maximum is November. Reception should be possible from midnight onwards in September and a little earlier towards the end of the year.


News Items

According to a statement from All India Radio, the Indian Government will be pressing the World Administrative Radio Conference in Geneva this year for an allocation on the long waves. They reckon that a single l.f. frequency with a number of synchronised transmitters would cover the whole of India. It should also be receivable in the UK, QRM permitting.

Regular listeners on the medium waves will have noticed the appearance on 612kHz of "Radio 2" which is the second programme of Radio Telefis Eireann. This transmission emanates from Tullamore with a power of 200kW, and it comes in well at my QTH. The same programme can be heard from the Dublin transmitter on 1251kHz which has a power of 20kW.

"Are You on the Right Wavelength" is the title of a 10-page booklet produced by the BBC Engineering Department. The aim of this booklet is "to indicate to listeners which frequencies (wavelengths) they should use to receive the BBC's domestic radio services. It will be particularly useful to motorists and other travellers, because the best frequency can vary from one part of the country to another". The booklet, which contains six coloured maps, can be obtained for return postage from the BBC, Broadcasting House, London W1A 1AA.

In reply to **S Keightley** of Grimsby; the address of the National Radio Club of America given in the December issue has been changed to PO Box 32125, Louisville, Kentucky, USA.



SHORT-WAVE BROADCASTS

by **Charles Molloy G8BUS**

"I finally tried out my d.f.m. (digital frequency meter) on my Philips Radio Cassette and it works fine", writes **Fred Pilkington** (Newmarket), who goes on to say that he discovered that he had the radio tuned up on the wrong i.f.! Well, it can happen to all of us Fred.

I too have taken the plunge, and am now the proud owner of an "Honest Frequency Meter type FC5M" which is available from Lowe Electronics. It has two inputs. One is without offset which allows the instrument to be used as an ordinary d.f.m. while the other has 455kHz offset which enables it to be used for digital readout with many single-conversion receivers.

At the time of writing I have made only a temporary connection to the BRT400 via a 2pF fixed capacitor to pin 4 of V3, which is the grid of the mixer triode. The results are quite staggering and I now know where I am to an accuracy of 1kHz anywhere in the range 150kHz to 30MHz. Quite a change from my first 1-valve receiver which has a scale marked 0 to 100.

The oscillator/mixer section of the BRT400 is in a screened compartment, and I anticipate problems when I try to make a permanent connection for readout, but I will report on this next time.

Indoor Aerials

From time to time readers like **Paul Martin**, who lives seven stories up, or **Neville Black** who is limited for garden space, ask if there is a substitute for a long wire. Unfortunately there is no substitute. An indoor aerial cannot be as good as an outdoor one of similar size because it is screened by walls, tiles etc., and it is also liable to pick up electrical and TV interference from house wiring.

None-the-less, many DXers have no choice but to use an indoor aerial and they will welcome the appearance of *A Guide to Indoor Aerials and Invisible Installations for Short Wave Listeners with no Garden or Restricted Space*. This is the title of a 32-page A4-size illustrated booklet produced by R Benham-Holman G2DYM. The author is a retired BBC engineer who is now an aerial consultant and the booklet, which contains some really useful information, can be obtained by sending three 9p stamps together with a 16p 10x7 s.a.e. to G2DYM Aerials and Projects, Cobhamden Castle, Uplowman, Nr Tiverton, Devon. With an address like that he must surely have room for a long wire! The booklet contains practical information that is available nowhere else and in that respect it is unique.

Tropical Bands

"I seem to have turned into a 60-metre addict", writes **Steve Parry** from Colwyn Bay who uses an FRG-7, PR30 preselector, homebrew notch filter and 100ft of wire strung up and down the attic. On 60m he pulled in Radio Mozambique on 4760kHz at 1924, Radio Bertoua Cameroon on 4750 at 2114 in French, Luanda Angola on 4790 at 1910, Sao Tome 4807 at 2042 in Portuguese, Surinam 4850 at 0355 in English and Dutch, Radio Relogia Brasil on 4905 at 2231. On the 75m band the Voz do Sao Vincenta in the Cape Verde Islands was heard on 3930kHz at 2306 with programming in Portuguese.

The 90-metre band appears in a log from **Jim Edwards** of Bryn near Wigan, who pulled in Radio Iris Esmeraldas in Ecuador on 3380 from 0430 until sign-off at 0500, using his FRG-7, a.t.u. and 100ft long wire. DX on 60 metres included Radio Quito in Ecuador on 4920 at 0400, R. Brasil Central on 4985 at 0400, Radio Surcolombiana Colombia on 5010 at 0425, and at a more reasonable time, Radio Garoua in Cameroon on 5010 at 2145.

More 90m DX is reported by **K. Lewis** (Pensilva, Cornwall) who picked up R. Universidad in Venezuela on 3395 at 0200, SIO 233, and an unidentified (probably R. Iris) on 3380 at 0300, SIO 232. The rig consists of a

Realistic DX160, a.t.u. and 90ft long wire. On 60m Tegucigalpa in Honduras was heard on 4820 at 0302 in English, SIO 232, Liberia on 4770 at 2012, SIO 544 also in English, Radio Atlantida Peru on 4790 at 0210, SIO 233 and Radio Centro Colombia 4926 at 0325, SIO 333.

To conclude some really good Tropical Band DX this month a report from **Neville Black** (Newcastle) who has an FRG-7000, a.t.u. and 60ft long wire, mentions Radio Diffusora do Macapa in Brazil on 4915 at 0015 and Radio Yuracuy 4940 at 0200 in Venezuela. Nigeria on 4900 closing down at 2310, Borborema in Brazil on 5025 at 2340 and Sutatenza in Colombia on 5095 at 0112.

Why not try the tropical bands as a change from normal s.w. DXing? A path of darkness between transmitter and receiver is essential for any DX to be heard, and you do need a good aerial as a portable with whip is not really adequate. The main band is 60 metres, 4750–5060kHz but there is also DX on 75m, 3900–3950kHz and 90 metres, 3200–3400kHz.

Time Signal Stations

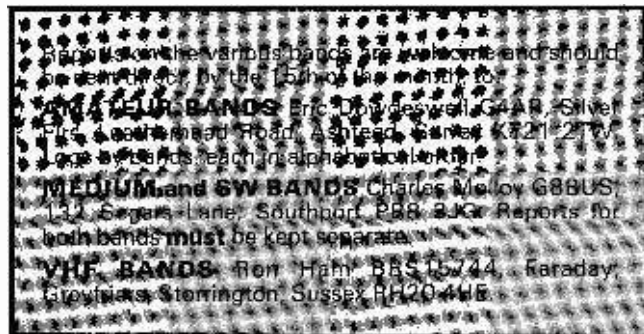
A note from **Gerd Klawitter**, D-4430 Steinfurt, Ochtruper Str 138, Federal Republic of Germany, mentions the 8th edition of his *List of Time Signal Stations*. It is a 40-page booklet which has been compiled from information received, up to 10 April 1979, direct from the stations themselves. As well as listing stations, call signs and locations in frequency order there is a section for each country which gives details of each "programme". These can be quite complicated for as well as accurate time, there is information on ionospheric conditions and predictions.

The list is obtainable direct from Gerd for 4DM or 5 International Reply Coupons, which are available from main post offices.

Readers' Letters

A number of readers have identified Hebra Radio mentioned in the July issue, as IBRA Radio (International Broadcasting Association) which is owned by the Pentecostal Movement in Sweden. IBRA broadcasts into 52 countries and in 37 languages and its address in the UK is 5 Curlew Crescent, Bedford.

Two useful tips come from **Steve Parry** (Colwyn Bay), who reports hearing Radio Dominicana on 5970kHz at 2330 in Spanish, and Radio TV Papeete in Tahiti on 11825 at 0520 in French. The receiver was an FRG-7. **Alistair Dupres** (Cardiff) now has an FRG-7 which he uses with a long wire, and he reports hearing Radio Korea on out-of-band 15 570 with English programming at 2000, Radio RSA on 25 170 in the 11m band at 1300 and Radio Free Grenada on 15 151 at 2200. I do not have the address for R. Free Grenada but St George's, Grenada



should reach them. **Jim Edwards** (Wigan) also picked up R. Free Grenada and he reports that this station now calls itself the Voice of the Revolution.

In reply to **Trevor Goodenough**, Radio Australia is not on the 11m band so far as I know. **Joseph Pritchard** (Warsop) has an ITT CD108 with telescopic aerial which he used to pick up Delhi on 11620 at 1808. **Bernard Hughes** (Worcester) reports hearing the Voice of Nigeria on 15 118 at 0920 with news in English. **R. Guest** (Braintree) has a Trio 9R59DS and Joystick and his log includes Lebanon on 21 610 at 1830 and Australia on 15 240 from 0615 to 0730 and again from 21 570 at 0800. **Julien Smith**, Seaford has a new SRX-30 which he is using with a 100ft long wire and he is constructing an a.t.u. He picked up ABC (Australian Domestic Service) on 9660 at 1215 and he would like to locate R. Pyongyang. **K. Lewis** reports hearing R. Pyongyang on 6576 at 2045 SIO 222.

S. Wilson, 26 Rectory Rd, Old Church, Warsop, Notts is looking for a mains transformer for his Codar CR70A and he has been unable to trace Codar. Can anyone help? **Roy Patrick** (Derby) has a Trio 9R59D, National RF1400 and Joystick and he reports hearing Radio Nacional Brasilia on 15 290 at 0200 in English, Radio Havana Cuba on 17 855 at 2110 in English and the Voice of Chile on 17 800 at 2230 in French. **Vic Dye**, Carshalton (National Panasonic DR28 and 60ft loft aerial) picked up Radio New Zealand on 17 860 at 0800, SIO 322 until the frequency closed at 0815. **P. R. Sixe** (Cambourne) reports hearing two separate programmes from Israel simultaneously on 17 565 at 1200. One was in English and the other a relay of the home service in Hebrew. Has anyone any ideas about this?



by Ron Ham BRS15744

As usual, the mid-summer period was full of interest for our TV DXers, and although this was mainly due to the seasonal sporadic-E disturbances, the prevailing fine weather improved v.h.f. conditions generally.

Solar

Several bursts of solar radio noise were recorded at 136 and 146MHz by **Cmdr Henry Hatfield**, Sevenoaks, and myself on June 24 and July 1, 3, 6, 7, 15 and 19, and mild noise storm conditions on June 25 and 30 and July 4 and 15. The most intense storm was, not unexpectedly, on the 4th. On the 3rd, Henry, using his spectrohelioscope, counted 29 sunspots and observed 7 active areas on the sun, and during the morning of the 4th he also recorded solar noise at 1296MHz.

Alan Smallwood, Birmingham, frequently studies the sun by projecting its image through his 60mm optical telescope and is planning to extend his activities by building a solar radio telescope. Keep me informed about this project Alan, because the more information I get the better my readers like it.

The 10 Metre Band

Both **Harold Brodribb**, St Leonards-On-Sea, and **David Rennison**, Horsham, commented about the quiet state of the 10m band between June 21 and July 22 and, although I received 599 signals from the German beacon DLOIGI, on June 21, 23, 26, 28, 29, and July 2, 3, 6, 10, 16 and 20, this was mainly due to sporadic-E. As for the others, I heard the Cyprus beacon 5B4CY, on June 26, Bahrain A9XC, on June 20 and Bermuda VP9BA, at midday on July 9. Short skip conditions and deep fading on European signals were reported by **Harold Goble**, Lancing, on June 21 and I noticed this again during the big sporadic-E disturbance on the 28th.

Sporadic-E

However many years I spend checking the lower v.h.f. bands during the sporadic-E season, I always marvel at the strength of the DX signals and the period from June 21 to July 22 was no exception. During the early mornings of June 22 and July 11 and 16, the middays of June 25 and July 2 and the early evenings of June 21, 25 and 28 and July 20, very strong signals were received from east European f.m. broadcast stations between 65 and 73MHz, as well as a multitude of continental radiotelephone signals between 40 and 47MHz. Although the average number of f.m. stations received at any one time was about 20, more than 40 were heard between 1700 and 2000 on the 28th and 35 at midday on July 2. The disturbance on June 28 extended its influence into the 2m band enabling **John Cleaton** G4GHA, Wareham, Dorset, to work a 9H1, five IT9s, two Is and one YU using 14 watts to a 6-element quad aerial at 30ft a.g.l.

DX TV


As in previous years, the frequency range of 48 to 68MHz has again proved to be the most vulnerable to a sporadic-E disturbance. For example, strong pictures from eastern Europe, Iceland, Italy, Russia and Scandinavia were received with only a dipole aerial feeding the receiver. On June 20, **Podney Sixe**, Camborne, Cornwall, using a JVC 3060 with its own rod aerial, received a strong test card from Austria, ORF FS1, and has seen RTVE, Spain several times. **Sam Faulkner**, Burton-on-Trent, using a JVC 3040 and a 4-ele beam, wrote on July 12: "Conditions have been really great here during the past week, with excellent video from many countries." These included: June 25, RAI Italy; 28th, Italy and RTVE, Spain; 30th Norway-Steigen; July 2 Norway-Hemnes, TV1-Sweden and RTP-Portugal; 6th Norway-Gamlem and Steigen, Sweden and Spain; 9th Czechoslovakia, Hungary, Italy and Portugal; and 10th, Italy and Spain.

Between June 20 and July 20, **Ian Rennison**, Horsham, using a JVC 3040 for vision and a Hallicrafters S27 for Band I sound and sync pulses, received pictures from Austria, Czechoslovakia, Hungary, Italy, Norway, Poland, Portugal, Spain, Sweden and Russia. Up in Fife, **John Branegan** GM4IHJ, received pictures from Spain on June 19, Austria, Czechoslovakia, Finland, Italy, Germany and Sweden on July 2, Spain again on the 5th and Finland, Norway-Melhus and Steigen and Sweden on the 6th.

I had similar results to my contributors, with the addition of Iceland at 1737 on the 6th, and we all noticed that a number of countries were using British programmes. **Sam Faulkner** saw *Peyton Place* on RAI, *George and Mildred* and *Dick Turpin* from Spain, and Wimbledon Tennis from Scandinavia. **John Branegan** watched a Continental-style *This is your Life*, and I saw *The Onedin*

IF YOU WANT PERFORMANCE — IT'S GOT TO BE LUNAR

Lunar Electronics, based in San Diego, California, are undoubtedly the leading manufacturers of 144MHz and 432MHz Linear Amplifiers and Preamplifiers. *But* don't take our word for it, ask a LUNAR user. TAKE A LOOK AT THE RANGE.



LINEAR AMPLIFIERS

144MHz
2M10-80P 80 Watt all mode, Linear/Preamp £120+VAT
2M30-160P 160 Watt all mode, Linear/Preamp £160+VAT
2M10-250P 250 Watt all mode £230+VAT
HF HF3-100L2 Linear/Preamp 1.8-30MHz, 200 watt PEP output (100 watt continuous) £120+VAT

PREAMPLIFIERS

28MHz PA28 28MHz 1.1 db N.F. £20+VAT
144MHz PA144 Preamp 1.5 db N.F. £20+VAT
PA144 RF Switching Preamp 1.9 db N.F. £28+VAT
432MHz

PA432-2. 1.6 db N.F. £22+VAT
PAE 432-5. EME USE, 1.0 db N.F. 16 db Gain
Available either direct from us, the EXCLUSIVE AUTHORISED UK & EUROPEAN DISTRIBUTORS, or from one of our appointed agents: C. B. Electronics, SMC Ltd, Waters & Stanton, Bradhurst Electronics, Crayford Electronics, Amcomm Services, GM3ZBE (Aberdeen) and GMSGEC (Edinburgh); TMP Electronics; See Rad Comm Adverts.

U.K. Distributors for

DAVIS ELECTRONICS FREQUENCY COUNTERS NEW! 600MHz Mini Counter £145 + VAT

General purpose low cost Counter without the sacrifice of basic performance
"Check the features we have that some other low cost counters don't have"

- All metal Cabinet ● Sensitivity 10 MV at 150 MHz ● Completely Auto Decimal Point ● 8 Digit 4" LED Display
- 240V or 12V Operation ● Selectable Gate Times (1 Sec & .1 Sec) ● Push Button Controls ● Built in Preamp
- 12V Input Jack ● Gate Light ● Crystal Time Base (1 ppm).

S.A.E. for full set of Data Sheets, or see our stand at most of the coming Rallies & Exhibitions. Trade & Export enquiries welcome.

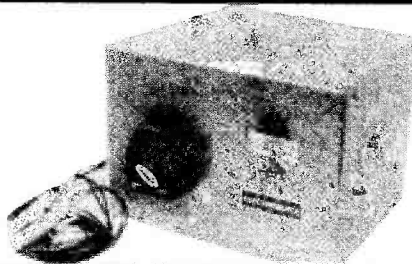


SOTA COMMUNICATIONS SYSTEMS LTD.

26, CHILDWALL, BOWRING PARK, LIVERPOOL, L14 6TX ENGLAND Tel: 051-480 5770
Hours: 9.00 a.m. to 6.00 p.m., Monday to Saturday.

TRANSISTORISED DC TO AC INVERTERS

12v-24v-48v DC input models
110v or 240v AC off load
output models
Square-wave output or
optional filtered models
Frequency 50Hz or 60Hz models
(±5% typical)



All silicon power transistors
Separate driver and output
transformers
Designed for cool continuous
operation
Aluminium ventilated cased units
DC input fused

12v dc inputs/110v or 240v outputs
50Hz or 60Hz

N12/A—8"×6"×6" 40 watts	£18.00
N12/B—8"×6"×6" 60 watts	£23.20
N12/C—8"×6"×6" 100 watts.....	£28.10
N12/D—8"×6"×6" 150 watts.....	£34.50
N12/E—8"×6"×6" 200 watts	£42.00
N12/F—8"×6"×6" 250 watts	£50.60
N12/G—8"×6"×6" 300 watts	£58.00
N12/H—10"×8"×6" 400 watts	£69.80

Filtered waveform models available at 15% extra.

24v DC inputs/110v or 240v outputs
50Hz or 60Hz

N24/A—8"×6"×6" 40 watts	£19.20
N24/B—8"×6"×6" 100 watts.....	£29.80
N24/C—8"×6"×6" 150 watts.....	£36.00
N24/D—8"×6"×6" 200 watts.....	£44.00
N24/E—8"×6"×6" 250 watts.....	£52.50
N24/F—8"×6"×6" 300 watts.....	£60.00
N24/G—10"×8"×6" 400 watts.....	£71.40
N24/H—10"×8"×6" 500 watts.....	£83.00
N24/I—12"×8"×8" 700 watts.....	£101.00
N24/J—12"×8"×8" 1000 watts.....	£150.00

Filtered waveform models available at 15% extra.

48v DC inputs/110v or 240v outputs
50Hz or 60Hz

N48/A—8"×6"×6" 50 watts	£20.00
N48/B—8"×6"×6" 100 watts.....	£31.60
N48/C—8"×6"×6" 150 watts.....	£37.00
N48/D—8"×6"×6" 200 watts.....	£45.00
N48/E—8"×6"×6" 250 watts.....	£54.00
N48/F—8"×6"×6" 300 watts.....	£62.00
N48/G—10"×8"×6" 400 watts.....	£73.00
N48/H—10"×8"×8" 500 watts.....	£86.00
N48/I—12"×10"×8" 700 watts.....	£112.00
N48/J—12"×10"×8" 1000 watts.....	£160.00
N48/K—12"×10"×10" 1500 watts.....	£210.00

Filtered waveform models available at 15% extra.

Please add £5.00 carriage per unit U.K. overseas at cost
Delivery 10 to 21 days subject to availability — Cased sizes subject to variations
Callers strictly by appointment — Telephone enquiries 01-736 0655, — 01-748 5778

ELECTROVANCE

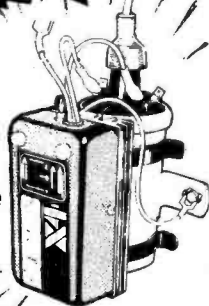
125 HAZELBURY ROAD,
FULHAM, LONDON SW6 2LS

The latest kit innovation!

from Sparkrite

Sparkrite was featured by Shaw Taylor in "DRIVE IN"

the quickest fitting
CLIP ON
capacitive discharge
electronic ignition
in KIT FORM



- Smoother running
- Instant all-weather starting
- Continual peak performance
- Longer coil/battery/plug life
- Improved acceleration/top speeds
- Optimum fuel consumption

Sparkrite X4 is a high performance, high quality capacitive discharge, electronic ignition system in kit form. Tried, tested, proven, reliable and complete. It can be assembled in two or three hours and fitted in 1/3 mins. Because of the superb design of the Sparkrite circuit it completely eliminates problems of the contact breaker. There is no misfire due to contact breaker bounce which is eliminated electronically by a pulse suppression circuit which prevents the unit firing if the points bounce open at high R.P.M. Contact breaker burn is eliminated by reducing the current to about 1/50th of the norm. It will perform equally well with new, old, or even badly pitted points and is not dependent upon the dwell time of the contact breakers for recharging the system. Sparkrite incorporates a short circuit protected inverter which eliminates the problems of SCR lock on and, therefore, eliminates the possibility of blowing the transistors or the SCR. (Most capacitive discharge ignitions are not completely foolproof in this respect). The circuit incorporates a voltage regulated output for greatly improved cold starting. The circuit includes built in static timing light, systems function light, and security changeover switch. All kits fit vehicles with coil/distributor ignition up to 8 cylinders.

THE KIT COMPRISES EVERYTHING NEEDED

Die pressed epoxy coated case. Ready drilled, aluminium extruded base and heat sink, coil mounting clips, and accessories. Top quality 5 year guaranteed transformer and components, cables, connectors, P.C.B., nuts, bolts and silicon grease. Full instructions to assemble kit neg. or pos. earth and fully illustrated installation instructions.

NOTE - Vehicles with current impulse tachometers (Smiths code on dial RV1) will require a tachometer pulse slave unit. Price £4.25 inc. VAT, post & packing.

Electronic Design Associates, 82 Bath Street, Walsall, WS1 30E U.K. only.

Electronics Design Associates, Dept. PW10
82 Bath Street, Walsall, WS1 3DE. Phone: (9) 614791

Name _____

Address _____

Phone your order with Access or Barclaycard

Inc. V.A.T. and P.P.

QUANTITY REQD.

Send SAE if brochure only required.

I enclose cheque/P.O.'s for

X4 KIT **£17.95**

TACHOPULSE SLAVE UNIT **£4.25**

£
Cheque No. _____

Please state polarity pos. or neg. earth
Access or Barclaycard No _____

OUR 1979 CATALOGUE

including the first edition of

STOP PRESS

(send S.A.E. for copy)

- ★ Latest low prices
- ★ Fascinating new items
- ★ Special offers — a bargain on their own
- ★ Lowest prices ever for TTL
- ★ Free 45p worth of vouchers

RAM
2102A-2
1024 x 1 250ns
£1.33
16 for £18.95

C.P.U.
8080
£5.84

CATALOGUE
40p

E. PROM
2708
£8.38

E. PROM
1702
£5.93

CHROMASONIC electronics

DEPT. 16, 56 FORTRIS GREEN ROAD
MUSWELL HILL, LONDON N10 3HN
TELEPHONE: 01-883 3705/2289



USE OUR "ORDER RING" LINES



VAT INCLUSIVE PRICES P&P 25p

STEPHENS-JAMES LIMITED

COMMUNICATION ENGINEERS

47 WARRINGTON ROAD, LEIGH WN7 3EA

ENGLAND

Telephone (0942) 676790

Everything for the Short Wave Listener.

We stock receivers and listening aids by most of the world's leading manufacturers. Full range of VHF receivers—transceivers. Mobile equipment pre-selectors—filters—antennas. Stabilised power supplies from 2 to 20 Amp. Antenna switches—converters. Aluminium masts—clamps. Antenna rotators.

Yaesu
FRG7-FRG7000

Drake
SSR-1 * SPR4 * R4C *

Secondhand Equipment

Our secondhand equipment stock changes daily. Send S.A.E. for latest price list. Part exchanges welcome. Access-Barclaycard and H.P. facilities.

TRIO
R-300-R820S

Low SX30 Receiver

Antenna Multituners

Designed and manufactured by ourselves. Over 1000 sold in over 50 countries.

Mk2 covers 550 KHz 30Mhz **£25.56**
Prices include VAT and postage.

SUPER SPOT DISCO SYSTEM 2

- ★ Fully enclosed drive unit ★ 8A triacs ★ Fused ★ Suppressed
- ★ Expandable using slave units connected via 9 way socket
- ★ Stand takes 16 Spots ★ Regd. Design
- ★ 450 watt/channel ★ Sequence, auto or audio drive
- ★ Fully adjustable ★ Fully isolated audio input and output sockets ★



	Built & tested	Kit	Slave	Slave kit
3 Ch. 3 Spots	£64.95	£48.95	£39.95	£37.95
3 Ch. 6 Spots	£78.95	£63.95	£59.95	£56.95
4 Ch. 4 Spots	£75.95	£59.95	£54.95	£41.95
4 Ch. 8 Spots	£89.95	£75.95	£67.95	£62.95
4 Ch. 16 Spots	£117.95	£102.95	£95.95	£90.95

Price includes: Spot stand, Swivel spot holders, Coloured spot lamps, Sequence drive or slave unit, Fitting kit for ceiling hung & surface or wall mounting V.A.T. Post & Packing and Guarantee.

NOBLE ELECTRONICS (PW)
26 Lloyd Street, Altrincham, Cheshire WA14 2DE.
Tel: 061-941 4510

Trade enquiries welcome




Fig. 3: Test card from Czechoslovakia TV, received on the author's JVC 3060 on 22 June 1979



Fig. 4: The QSL card received by the author from Radio Finland




Fig. 5: A test card from Russia, received by the author in late June

Line, with English titles and the sound, on 56.25MHz, dubbed (I think) in Russian. I say, "I Think" because, during most of these sporadic-E events, pictures and sound from several countries fight for predominance on the same frequency, according to the changing intensity of the E layer. A good example of this occurred at 0645 on June 22. I had a steady test card from Czechoslovakia (Fig. 3), when suddenly it was blotted out by a test card from Poland. On July 2, **Guy Stanbury**, Reading, also using a JVC 3040, received strong pictures from Czechoslovakia with the sets own rod aerial. I received strong test cards from TV1-Sverige, at 1826 on July 20, and YLE-HLK-1, Finland. Earlier I sent a photograph of the YLE test card to Radio Finland and they replied with a fine QSL card, Fig. 4.

Satellites

"I took a portable OSCAR 8J rig in my car when I spent the last half of June in Lancashire", writes John Branegan. "I set it up on five days, on a site 350ft a.s.l., north of Blackburn and had 33 QSOs with 22 stations in 8 countries (DB, G, GM, I, PE, OZ, VE and W)." John's two aerials were mounted on his camera tripod, and the gear survived two heavy rain and thunderstorms. His best DX was W9KDR in Connecticut, and he was delighted with the performance of his narrow-band, u.h.f. MOSFET converter designed by JR1SWB and friends.

Up in Midlothian, at Bonnyrigg, **Alan Manning** is engaged in setting up a microwave and u.h.f. station for satellite tracking, possible astronomical use and for DXing. Let's hear more about this, Alan.

Microwaves

Talking of microwaves, on June 17, **Mitch Tribe** G8PMT, Lancing, Sussex, went to The Wrekin, 1300ft a.s.l. in Shropshire, for the second leg of the RSGB's 10GHz cumulative contest. He worked G3FNQ/P, G3FYX/P, G3NKL/P, G3YJH/P, G4HUP/P and G8ANZ/P, all at good strength with a best DX of 106km. On the 20th, Mitch worked F6DLA/P from Chanctonbury Ring, Sussex, to make his fifth QRA square needed to qualify for one RSGB microwave award, and the distance of 155km qualified him for another. Congratulations Mitch, I know the hard work and patience that you microwave men put in.

Tropospheric

As the deadline for the last issue's report arrived, a tropospheric disturbance was in progress and on June 18, John Cleaton made his first EI contact on 2m with EI9Q and went on to work DK, F, GW, ON, and northern G. During the evening of the 19th he heard several OZ stations, but they were too weak to contact. Harold Brodribb heard French f.m. stations in Band II on the 23rd, and on the 21st, **Alan Baker** G4GNX, Newhaven, and **John Brakespeare** G8RZP, Langley, worked F1EEM on 2m s.s.b.

Early on the 21st, I received strong pictures from the IBA transmitter at Lichfield on Channel 8, 189MHz, with only a dipole feeding the receiver. Pictures from Lichfield were again received during the early mornings of July 4, 5 and 13. Around 0800 on the 13th, I heard G3MUL/M on Epsom Downs have a QSO with GW8GPX/M in north Gwent via the Bristol Channel repeater GB3BC, R6.

On July 12, **John Tye** G4BYV, Dereham, Norfolk, worked LA6OI on 70cm and DC0HW, DC1XC and DC3UC on 23cm. During the evening of the 14th, **John**




Fig. 6: The shack of Mr P. Moore in Cardiff, showing Trio 9R59DS (left) for broadcast listening, v.h.f. converter and AR88D which is used as a tunable i.f. for the converter

Swinnerton GJ2YS/M, past President of RSGB, worked G4GNX through the Brighton repeater GB3SR, R3, which is now working with a single colinear aerial and modified equipment. Later in the evening, G4GNX worked F1FSP, Paris and ON5UI on 2m s.s.b., and late on the 17th he had c.w. contacts with F9BO near Paris, and F1FIN/P in Tours. On the 19th, G8NXJ/M, Torbay, Devon, made contact through the Brighton repeater as did F0EJQ/P, Dieppe, on the 20th.


Another VHF Enthusiast

"I first became interested in Amateur radio about two and a half years ago, when I went to see GW4BJE", writes **P. Moore** from Cardiff, who is now equipped for listening on 10m, 2m and 70cm (Fig. 6) and is interested in f.m., s.s.b., c.w., SSTV and OSCAR 7.

VHF NFD

"A very good turn-out and a fine effort", was the way Alan Baker described the station entered jointly by the Brighton and District Radio Society and the Mid-Sussex Amateur Radio Society, for the RSGB's VHF NFD on July 7 and 8, on the South Downs, near Ditchling Beacon. While more than 20 amateurs and SWLs kept the station operating on 4 bands, several XYLs supplied them with good food throughout the event from a tent allocated for the cooking. They had 85 contacts on 4m, using the call G4GNX/P; 337 on 2m, G3ZMS/P; 105 on 70cm, G4GQR/P; and 12 on 23cm, G3RXJ/P. Their best DX on 4m was GM3WOJ/P, 513km; 2m, F1DYD, 738km; and 70cm, G4GBF, 413km. The station's aerials were mounted on four masts ranging between 20ft and 40ft high and their power was derived from two 3kW petrol generators.

"Conditions were fairly good on 23cm for VHF NFD", writes John Tye, who worked into Wales and Holland. John is also having problems getting QSL cards for 23cm contacts, out of 178 QSOs he has less than 100 replies, so, what about it lads, get those pens active.



David Wakefield

by Ron Ham




David Wakefield, a 17-year-old assembly worker at B and W Loudspeakers in his home town of Worthing, first became interested in radio when he joined the 45F Squadron of the Air Training Corps. In time he qualified as a cadet wireless operator and, after 3 years of service, now holds the rank of sergeant. He began listening, first on the h.f. bands with a broadcast receiver and then on v.h.f. with a domestic portable which covered the aircraft band, Band II and 2m. On one occasion he sent a 2m report to Mervyn Matthews G4EJV, who promptly called on David and gave him the gen about amateur radio. Another Worthing Club member, Nigel Stubbs G8LYA, loaned him a R1475 receiver which clinched his interest in the amateur bands and was encouraged to take the RAE course, run by G4FPM, at Worthing College of Technology, by his physics master, G8PTB. David passed the examination and has the callsign G8RVK, and is currently working on his c.w. in order to get a G4 call.

In his first five months operating on 2m he had more than 500 QSOs with 178 different stations. David is a member of Raynet and enjoys working mobile or portable and taking part in contests. His current equipment is an IC-245E transceiver, AR88 communications receiver, an 8-element Yagi for 2m s.s.b. and a home brew Slim Jim aerial for repeater working.

David is a regular reader of *Practical Wireless* and contributor to my column and by the end of the year hopes to be in the Royal Air Force as an Electronics Apprentice.

**General Coverage
Communications Receiver
FRG-7**



- 0.5-29.9MHz Coverage with 10kHz Readout

The FRG-7 is a precision-built all-purpose communications receiver featuring all solid state construction for long life and high performance. Utilizing the Wadley Loop drift cancellation system, in conjunction with a triple conversion super-heterodyne circuit, the FRG-7 boasts high sensitivity along with excellent stability. It provides broadcast listeners with such features as a 3-position tone selector, an RF attenuator, and an automatic noise suppression circuit. For many years of satisfying reception the FRG-7 is the receiver for you. Free Securicor Delivery £210.




**WIDE RANGE OF
NEW and USED
RECEIVERS and
TRANSCEIVERS**



AMCOMM SERVICES

194A Northolt Road, South Harrow, Middx.
01-864 1166 01-422 9585

The new Toolrange catalogue



still the only catalogue of its kind

The New Toolrange Catalogue is still the only comprehensive single source of electronic tools and production aids.

The product range has almost doubled since last year and now over 2,000 tools, toolkits and service aids are illustrated in full colour.


Products from over 100 top manufacturers are available from stock.

Over 60,000 catalogues are now in circulation. If you don't have one simply write, telephone or telex Toolrange for your free copy.

toolrange

Upton Road, Reading, Berks. RG3 4JA
Telephone: Reading (0734) 22245 Telex: 847917

**GOOD QUALITY INEXPENSIVE
POCKET SIZE MULTIMETER**



SPECIFICATIONS

- DC VOLTAGE: 0-10, 50, 250, 1000 volts
2000 ohms/volt
- AC VOLTAGE: 0-10, 50, 250, 1000 volts
2000 ohms/volt
- DECIBEL: -10 to +22dB
- DC CURRENT: 0-100mA
- OHMMETER: 0-1 0 kilohms, 0-1 megohms,
60 ohms centre scale
- POWER SUPPLY: One 1.5V size "AA"
cell ohmeter
- SIZE: 3-5/8" x 2-3/8" x 1-1/8"
- WEIGHT: 4oz

Price: £5.30 inclusive V.A.T. & P & P


Cash with order
TRADE ENQUIRIES INVITED

ARMON PRODUCTS LIMITED

COTTERELL HOUSE, 53-63 WEMBLEY HILL ROAD, WEMBLEY, MIDDX. HA9 8BH
TEL: 01-902 4321 TELEX: 923985

Sonic

HI-FI DISCOUNT CENTRES



DISCOUNT SPEAKERS

Imp 8 or 15 as app.
Guarantees:
TITAN 5 years
FANE LIFETIME
OTHERS 1 year
ALL PRICES
INC. VAT

Prices correct at 20.7.79

Rec. Ref.	Sonic Price
-----------	-------------

GENERAL PURPOSE

5" FANE 501	—	£4.95
8" AF MODEL 80	—	£5.95
8" AF MODEL 83	—	£6.95
8" FANE 808T DUAL CONE	—	£3.95
10" ELAC 10RM 10 WATTS	—	£2.50

HI-FI KITS

AF FRI 8" + TWEETER	—	£14.95 pr
FANE MODE ONE 8" + TWEETER	—	£19.99 pr
WHARFEDALE DENTON KIT	£42.41 pr	£30.95 pr
WHARFEDALE SHELTON KIT	£54.32 pr	£38.95 pr
WHARFEDALE LINTON KIT	£75.53 pr	£52.95 pr
WHARFEDALE GLENDALE KIT	£92.78 pr	£65.95 pr

GROUP/DISCO TYPES

12" TITAN T12/45R	£15.95	£13.95
12" TITAN T12/60R	£23.95	£16.95
12" TITAN T12/100A	£37.95	£23.95
12" CELESTION G12H 30W	£22.48	£14.95
12" CELESTION G12/50 50W	£19.88	£12.95
12" GOODMANS PD	—	£22.95
12" GOODMANS PG	—	£21.95
12" FANE SPECIALIST PA85	£33.81	£22.95
12" FANE SPECIALIST DISCO 80/2	£34.88	£23.95
12" FANE SPECIALIST DISCO 100/2	£37.01	£24.95
12" FANE SPECIALIST GUITAR 80L	£33.81	£22.95
12" FANE SPECIALIST GUITAR 80B/2	£34.88	£23.95
12" FANE CRESCENDO 80	£53.20	£35.95
12" FANE CRESCENDO 80LT	£57.24	£38.95
12" FANE CRESCENDO 12E	£74.50	£49.95
15" TITAN T15/70 70W	£29.95	£20.95
15" TITAN T15/100 100W	£42.95	£29.95
15" FANE SPECIALIST BASS 100	£51.07	£34.95
15" FANE CRES. COLOSSUS 15E 200W	£129.88	£86.95
18" GOODMANS 18P	—	£46.95
18" TITAN T18/100 100W	£53.95	£41.95
18" CELESTION G18/200 std.	£68.88	£48.95
18" FANE CRESCENDO 18E	£122.42	£81.95
18" FANE CRES. COLOSSUS 18E 200W	£138.40	£92.95

HORN UNITS

CELESTION MH1000 25W	£20.95	£14.95
FANE J44	£8.47	£5.95
FANE J73	£13.79	£8.95
FANE J104	£20.18	£13.95

CROSSOVERS (FOR ABOVE)

FANE HPX1R OR HPX2R	£4.21	£2.95
---------------------	-------	-------

SPECIAL OFFER! COLLARO RECORD DECKS

* 'S' Shaped Arm * Auto or Manual
* 12" Turntable * Ideal for Disco
£17.95 ea. or 2 for £30.
Carr. £1.50 ea.

Also for personal shoppers only

AMPS, TTABLES, JINGLE MACHINES,
DISCO CONSOLES, LIGHTING, CABINETS.
CREDIT TERMS AVAILABLE orders over £20

Phone orders accepted from Access & Barclay card holders.

403 SAUCHIEHALL STREET
Tel: 041 332 0700

GLASGOW

Mail Orders/Export enquiries to above. Add £1 carr. on Hi-Fi spkrs. or kits. Otherwise add £1.25 (12" Spkr).
£1.50 (15") £2.50 (18")

MAINS INTERCOM



NO BATTERIES
NO WIRES

The modern way of instant 2-way communications. Supplied with 3-core wire. Just plug into power socket. Ready for use. Crystal clear communications from room to room. Range 1/2 mile on the same mains phase. On/Off switch. Volume control. Useful as inter-office intercom, between office and warehouse in surgery and in home. £32.99 per pair + VAT £4.95. P. & P. 99p.

4-STATION INTERCOM



£27.95
+ £4.20 VAT

Solve your communication problems with this 4-Station Transistor Intercom system (1 master and 3 Subs), in robust plastic cabinets for desk or wall mounting. Call/talk/listen from Master to Subs to Master. Ideally suitable for Business, Surgery, Schools, Hospitals and Office. Operates on one 9V battery. On-Off switch. Volume control. Complete with 3 connecting wires each 60ft and a battery. P. & P. 99p.

WIRELESS TELEPHONE TYPE CRADLE TELEPHONE AMPLIFIER



Latest transistorised Telephone Amplifier with detached plug-in speaker. Placing the receiver on to the cradle activates a switch for immediate two-way conversation without holding the handset. Many people can listen at a time. Increase efficiency in office, shop, workshop. Perfect for "conference" calls: leaves the user's hands free to make notes, consult files. No long waiting, saves time with long-distance calls. On/Off switch, volume control. £17.95 + VAT £2.70. Conversation Recording model at £19.95 + VAT £3.00 P. & P. 90p for either model.


DOOR ENTRY SYSTEM

No house/business/surgery should be without a DOOR ENTRY SYSTEM in this day and age. The modern way to answer the door in safety to unwanted callers. Talk to the caller and admit him only if satisfied by pressing a remote control button which will open the door electronically. A boon for the invalid, the aged and busy housewife. Supplied complete d.i.y. kit with one internal Telephone, outside Speaker panel, electric door lock release (for Yale type surface latch lock), mains power unit, cable (8-way) 50 ft, and wiring diagram. Price £49.95 + VAT £7.50 + P. & P. £1.25. Kit with two Telephones £59.95 + VAT £9.00 + P. & P. £1.50.
10-day price refund guarantee on all items.

WEST LONDON DIRECT SUPPLIES (PW10)
169 KENSINGTON HIGH STREET, LONDON, W8
01-937 5548

H.A.C. SHORT-WAVE KITS

WORLD-WIDE RECEPTION



'H.A.C.' well known by amateur constructors for its Short Wave receivers, now offers a complete range of kits and accessories to suit the novice and the expert.

£10.50 INCLUSIVE—the ever popular and easy to construct DX receiver Mark III; containing all genuine short wave components, drilled chassis, valve, accessories and full instructions.

NEW T TWIN TRANSISTOR RECEIVER, selective, sensitive and with fantastic reception, yet needing only a single PP3 battery, at £12.50 this receiver is outstanding value, and will give you hours of interest and entertainment.

Lastly the K and K plus (illustrated above) for the more advanced constructor. This receiver has recently been re-designed for even better reception. All orders despatched within 7 days. Send stamped and addressed envelope now for free descriptive catalogue of kits and accessories.

SORRY, NO CATALOGUES WITHOUT S.A.E.

"H.A.C." SHORT-WAVE PRODUCTS
P.O. Box No. 16, 10 Windmill Lane
Lewes Road, East Grinstead, West
Sussex RH19 3SZ

BUYING TIME?

Make sure it's CASIO

New Lithium batteries outlast most solar watches.

From Casio's New Collection comes one of the most sophisticated executive watches available today,

THE 81CS-36B ALARM CHRONOGRAPH

LC Display of hours, minutes, seconds, day; And with day, date, month and year perpetual automatic calendar.

4-5 YEAR BATTERY
1/100 second chronograph to 7 hours.

Net, lap and first & 2nd place times.
User optional 12 or 24 hour display.
24 hour alarm.
User optional hourly chime.

Backlight.
Mineral glass.
Stainless steel case.
Water resistant to 100 ft (3 at.)

£35.95



CASIO F-8C 3 YEAR BATTERY

8 digit display of hours, minutes, seconds and date, with day & am/pm. Auto calendar.

Backlight.
Resin case and matching strap.
Mineral glass.
Water resistant to 66 ft (2 at.)
RRP £12.95
Real quality and value for money

£10.95

CASIO F-200

Sports chrono
Hours, minutes, seconds, am/pm; and with day, date and month auto calendar.

1/100 sec chrono to 1 hour.
Net, lap and 1st & 2nd place times.
Resin case and matching strap.
Mineral glass.
Water resistant to 66 ft (2 at.)
Silver oxide battery.
RRP £17.95

£15.95



NEW LOWER PRICES

Casio 95QS-31B chronograph £23.95

Casio 95CS-31B chronograph £29.95

MELODY 80 Now only £23.95

ISN'T IT WORTH PAYING A LITTLE MORE FOR QUALITY AND RELIABILITY?

Fully guaranteed for 12 months.

Most CASIO products available from stock. Send 25p for illustrated brochures of this superb range of quality watches and calculators.

Price includes VAT and P & P. Send your Company order, cheque, P.O. or phone your ACCESS or BARCLAYCARD number to:—

TEMPUS

Dept. PW, Beaumont Centre, 164-167 East Rd.,
Cambridge CB1 1DB Tel: 0223 312866

COMPUKIT UK101 LOW COST SUPERBOARD IN KIT FORM



The CompuKIT UK101 has everything a one board 'superboard' should have.

- ★ Uses ultra-powerful 6502 microprocessor.
- ★ 50Hz Frame refresh for steady clear picture (U.S.A. products with 60Hz frame refresh always results in jittery displays).
- ★ 48 chars by 16 lines - 1K memory mapped video system providing high speed access to screen display enabling animated games and graphs.
- ★ Extensive 256 character set which includes full upper and lower case alphanumerics, Greek symbols for mathematical constants and numerous graphic characters enabling you to form almost any shape you desire anywhere on the screen.
- ★ 8K full Microsoft Basic in ROM compatible with PET, APPLE SORCERER hence taking the headache out of programming by using simple English statements. Much faster than currently available personal computers.
- ★ Professional 52 Key keyboard in 3 colours - software polled meaning that all debouncing and key decoding done in software.
- ★ Video output and UHF Highgrade modulator (8MHz Bandwidth) which connects direct to the aerial socket of your T.V. Channel 36 UHF.
- ★ Fully stabilised 5V power supply including transformer on board.
- ★ Standard KANSAS city tape interface providing high reliability program storage - use on any standard domestic tape or cassette recorder.
- ★ 4K user RAM expandable to 8K on board £49 extra.
- ★ 40 line expansion interface socket on board for attachment of extender card containing 24K RAM and disk controller. (Ohio Scientific compatible).
- ★ 6502 machine code accessible through powerful 2K machine code monitor on board.
- ★ High quality thru plated P.C.B. with all I.C.'s mounted on sockets.

SPECIAL I.C. OFFER INTERSIL 7216A

D.C. to 10MHz counter/timer. Measures frequency, period, time intervals, etc. Drives 8 digit L.E.D. display direct. Low component count.

Normal price over £21 + V.A.T.

OUR SPECIAL PRICE INCLUDING FULL DATA, ONLY

£19.95

Including P&P and V.A.T. at 15%. Displays available.

ELENCO - 3½ digit D.V.M. as nationally advertised.

ONLY **£55** + V.A.T. + DEL.

SEND ONLY £10.00 DEPOSIT TO RESERVE ONE

An extended monitor on cassette will be supplied free of charge with each kit.

Simple Soldering due to clear and concise instructions compiled by Dr. T. Berk, BSc.PhD

NO EXTRAS NEEDED JUST HIT 'RETURN' AND GO.

Build, understand, and program your own computer for only a small outlay.

ONLY **£219** + VAT + DEL. including RF Modulator & Power supply. Absolutely no extras.

FOR FURTHER DETAILS

Telephone: Harlow (0279) 415717

or

Ware 870218

FULL CONSTRUCTION DETAILS IN P.E. AUG 1979 EDITION

AVAILABLE NOW

ORDER FROM:-

Contour Electronics

23 HIGH STREET, STANSTEAD ABBOTTS, WARE, HERTFORDSHIRE

SINCLAIR PRODUCTS

PFM200 £52.69, case £3.40, adaptor £3.40, connector kit £11.27. Microvision TV UK model £91.44, mains adaptor £6.88. PDM35 £29.76, mains adaptor £3.40 case £3.40. 30kV probe £20.13. DM350 £71.82, DM450 £102.17, DM235 £52.66. Accessories for all 3 models: rechargeable batteries £7.99, mains adaptor/charger £3.94, case £9. 30kV probe £20.13. Enterprise prog calculator with accessories £23.37. New 10MHz socket p.o.a.

CALSCOPE OSCILLOSCOPES

Send s&e for details or see the Calscope advert in this magazine. Super 6:- 6MHz single beam 60ns rise time £185. Super 10:- 10MHz dual trace 35ns rise time £251.

COMPUTER GAMES

Star Chess £62. Chess champion 6 £94. Chess challenger 7 £91. Chess challenger 10 £152.50. Voice challenger p.o.a. Checker challenger 2 £46. Checker challenger 4 £88. Atari video computer £147, cartridges £14.32.

CONTINENTAL SPECIALITIES PRODUCTS

EXP300 £6.61. EXP350 £3.62. EXP325 £1.64. EXP600 £7.24. EXP650 £4.14. EXP48 £2.64. PB3 £1.65. PB1 £1.57. LM1 £32.99. LP1 £35.65. LP2 £20.70. MAX100 £89.18.

TV GAMES

Tank battles kit £6.34. AY-3-8500 chip £5-27, kit £4-26, stunt cycle AY-3-8760 chip £12.46, kit £4-26. 10 game paddle 2 AY-3-8610 chip £9.48, kit £7.03, racing car chip AY-3-8603 £9.48, modified shoot kit £5-28, rifle kit £5-27, colour generator kit £9-05, joystick 220K £1.80.

MAINS TRANSFORMERS

6-0-6V 100ma 76p, 1½ £2-50, 6-3V 1½ £2-01, 9-0-9V 75ma 76p, 1a £2-12, 2a £2-77, 12-0-12V 50ma 76p, 100ma 92p, 1a £2-65, 13V ½ £1-01, 15-0-15V 1a £2-97, 30-0-30V 1a £3-82.

JC12 AND JC20 AMPLIFIERS

integrated circuit audio amplifier chips supplied with free data and printed circuits. JC12 6 Watts £2.08. JC20 10 Watts £3.14. We also stock a range of matching preamp and power kits.

FERRANTI ZN414

ic radio chip £1.12, extra parts and pcb for radio £4-10, case £1-06.

PRINTED CIRCUIT MATERIALS

PC etching kits: economy £2-32, standard £4-36, 40 sq ins pcb 64p, 1lb Ferric £1-20, etch resist pens: economy 48p, dalo 84p, drill bits 1/32 ins or 1mm 25p each, etching dish 72p, laminate cutter 80p.

S-DECS AND T-DECS

S-DeC £4.05. T-DeC £4-28. u-DeCA £4.69. u-DeCB £7-16. 16 dil adaptor with socket £2-31.

BATTERY ELIMINATORS

3-way types with switched output and 4 way multi-jack: 3/4½/6v 100ma £2-89, 6/7½/9v 300ma £3-14. 100ma radio types with press-stud connectors 9v £3-57, 6v £3-57, 4½v £3-57, 9+9v £4-79, 6+6v £4-79, 4½+4½v £4-79. cassette recorder mains unit 7½v 100ma with 5 pin din plug £3-57, fully stabilised type 3/6/7½/9v 400ma £5-64, car converters 12v dc input output 9v 300ma £1-60, output 7½v 300ma £1-60, output 3/4½/6/7½/9/12v 800ma £2-66.

BATTERY ELIMINATOR KITS


100ma radio types with press-stud connectors 4½v £1-49, 6v £1-49, 9v £1-49, 4½+4½v £1-92, 6+6v £1-92, 9+9v £1-92, cassette type 7½v 100ma with din plug £1-49, heavy duty 13 way types 4½/6/7½/9/11/13/14/17/21/25/28/34/42v 1A £4-95, 2A £7-72, transistor stabilised 8-way types for low hu m 3/4½/6/7½/9/12/15/18v 100ma £2-98, 1 amp £6-81, variable voltage stabilised models 2-18v 100ma £2-98, 2-30v 1A £7-40, 2-30v 2A £11-56, car converter 12v dc input. Output 9/7½/6v 1A stabilised £1-44.

BI-PAK AUDIO MODULES

AL30 £4-04. PA12 £7-77. PS12 £1-42. T538 £2-70. S450 £24-03. AL60 £4-97. PA100 £17-32. SP180 £4-57. BMT80 £6-08. Stereo 30 £20-57. MA60 £36-23.

COMPONENTS

1N4148 1.4p, 1N4002 3-1p, 741 8 dil 18p, 723 14 dil 31p, NE555 8 dil 25p, bc 182b, bc183b, bc184b, bc212b, bc213b, bc214c, bc347, bc348, bc349 5p, tip31c, tip32c 36p, tip41c, tip42c 46p, bd131, bd132 33p, plastic equiv bc107 5p, fuses 20mm x 5mm cartridge .15, .25, .5, 1, 2, 3, 5 amp quickblow 1p, anti-surge 3-6p, resistors 5% ¼W £12 10R to 10M ¼p, 0-8p for 50+ of one value, polyester capacitors 250v .015, .068, .1mf 1.5p, .01, .033, .33mf 2-8p, .022, .047mf 3-3p, .22, .47mf 4-9p, polystyrene capacitors E12 63v 10 to 10000p 3p, 1n2 to 10n 4p, ceramic capacitors 50V E6 22pf to 47n 2p, electrolytic capacitors 50v .5, 1, 2mf 6p, 25v 5, 10 5p, 16v 22, 33, 47, 68mf 5p, 100mf 6p, 220mf 7-5p, 330, 470mf 9p, 1000mf 10p, zeners 400mW E24 2v7 to 33v 7p, preset pots subminiature 0-1W horiz or vert 100 to £17-32p, potentiometers ¼W 4K7 to 2M2 log or lin single 27p, dual 78p, ¼ red LEDs 9-7p, IC Sockets 8 die 8-6p, 14 die 10-1p, 16 die 12p.



IF YOU ARE INTERESTED IN

AMATEUR RADIO

AND LIVE IN OR NEAR KENT

WHY NOT COME AND VISIT US

(or Phone us for a copy of our Catalogue)

WE STOCK

TRANSCEIVERS POCKET RECEIVERS
BOOKS RECEIVERS POWER SUPPLIES
ROTATORS AERIALS

FOR

AMATEUR, MARINE & PRIVATE MOBILE RADIO

THANET ELECTRONICS

143 RECULVER ROAD, HERNE BAY, KENT

Tel: (02273) 63859

Telex: 965179

SWANLEY ELECTRONICS

DEPT PW, 32 Gosdel Rd., Swanley, Kent BR8 8EZ. Official credit orders welcome. Mail order only. Please add 30p to the total cost of the order for postage. Prices include VAT. Lists 20p post FREE. Overseas customers deduct 13%.



Receivers and Components

THE VINTAGE WIRELESS COMPANY
1920 to 1950

Receivers, valves, components, service data, historical research books, magazines, repairs and restorations. A complete service for the collector and enthusiast of vintage radio.
S.a.e. with enquiries and for monthly newsheet.

THE VINTAGE WIRELESS COMPANY, 64, Broad Street, Staple Hill, Bristol BS16 5NL. Tel. Bristol 565472.

AC/DC TV Sound Monitor for all VHF Channels, AM/FM, Aircraft and Business Bands - Complete Coverage (49-220MHz). Only £39.75 all inc, fully guaranteed with carphones and guarantee. Send sae for full lists. Altronics, 21 Ocean View, Whitley Bay, Tyne & Wear.

VALVES

Radio - T.V. - Industrial - Transmitting
Projector Lamps and Semiconductors

We Dispatch Valves to all parts of the world by return of post. Air or Sea mail. 4000 Types in stock, 1930 to 1976. Obsolete types a speciality. List 30p. Quotations S.A.E. Open to callers Monday to Saturday 9.30 to 5.00 closed Wednesday 1.00. We wish to purchase all types of new and boxed Valves, Projector Lamps and Semiconductors.

COX RADIO (SUSSEX) LTD.
Dept. P.W. The Parade, East Wittering,
Sussex PO20 8BN
West Wittering 2023 (STD Code 024366)

ELECTRONIC COMPONENTS. Send S.A.E. for list. Special offers monthly. Radnor Supplies, 23 Arbury Road, Nuneaton, Wark's.

BRAND NEW COMPONENTS BY RETURN

Electrolytic Capacitors 16V, 25V, 50V.
0.47, 1.0, 2.2, 4.7, & 10 mfd. 5p.
22, 47, 51p. (50V-6p.), 100 mfd. (50V-8p.)
220 8p. (50V-10p.), 470-11p. (40V-16p.)
1000/15V-15p. 1000/25V-18p. 1000/40V-35p.

Subminiature bead tantalum electrolytics.
0.1, 0.22, 0.47, 1.0 * 35V, 4.7 * 6.3V-10p.
2.2/35V & 4.7/25V-11p. 10/25V. 15/16V-14p.
22/16V, 33/10V, 47/8V, 68/3V & 100/3V-18p.
15/25V, 22/25V, 47/10V-24p. 47/16V-32p.

Mullard Miniature Ceramic E12 Series 63V 2%.
10 pf. to 47 pf.-3p. 56 pf. to 330 pf.-4p.

Vertical Mounting Ceramic Plate Caps 50V.
E12 22 pf.-1000 pf. E5 1500 pf.-47000 pf.-2p.

Polystyrene E12 Series 63V. Hor. Mounting.
10 pf. to 820 pf.-3p. 1000 pf. to 10000 pf. 4p.

Miniature Polyester 250V. Vert. Mtg. E6 Series.
0.1-0.68-4p. 5p. 15, 22-6p. 33, 47-10p.
68-12p. 1.0-15p. 1.5-22p. 2.2-24p.

Mylar (Polyester) Film 100V. Vertical Mtg.
0.01, 0.02, 0.05-3p. 0.1, 0.2-4p. 0.4, 0.5-5p.

Miniature Film Resistors Highstab. E12 5%.
0.125 watt 10 Ω 2MΩ.....1p
0.250 watt 1 Ω to 10MΩ. (10% over 1M).....1p
0.500 watt 10 Ω to 2MΩ.....2p
1.000 watt 10 Ω to 10MΩ.....2p

1N4148-2p, 1N4002-4p, 1N4006-6p, 1N4007-7p
BC107/8/9, BC147/8/9, BC157/8/9, BF194 & 7-10p.
8 Pin Dil. i.c.'s 741's-18p. 555's-24p.

20mm. fuses 15, .25, .5, 1.0, 2.0, 3.0 & 5A-3p.
20mm. fuseholders P.C. or Chassis Mtg-5p.
Post 10p (Free over £4). Prices VAT inclusive.

THE C. R. SUPPLY CO.
127, Chesterfield Road, Sheffield S8 0RN

100 MIXED COMPONENTS £2.75, 10 LEDs 90p. Lists 15p. Sole Stn 37, Stanley Street, Ormskirk, Lancs. L39 2DH.

SMALL ADS

The prepaid rate for classified advertisements is 22 pence per word (minimum 12 words), box number 60p extra. Semi-display setting £7.50 per single column centimetre (minimum 2.5 cms). All cheques, postal orders etc., to be made payable to Practical Wireless and crossed "Lloyds Bank Ltd". Treasury notes should always be sent registered post. Advertisements, together with remittance should be sent to the Classified Advertisement Manager, Practical Wireless, Room 2337, IPC Magazines Limited, King's Reach Tower, Stamford St., London, SE1 9LS. (Telephone 01-261 5846)

ELECTRONIC COMPONENTS. Quick delivery, wide range from stock, catalogue on request. J. R. Hartley Electronic Components, 78B High Street, Bridgnorth, Salop. WV16 4DY.

AUTUMN SALE

D.V.M. THERMOMETER KIT



Based on the ICL7106 single chip DVM the kit contains a 3 digit LCD, a PCB, ICL7106, and all components and instructions to make a 0-200mV FSD DVM. Components also supplied to enable this to be converted to a digital thermometer. Requires a 2mA 9V supply (PP3 battery). ONLY £17.50

TOUCH CONTROLLED LIGHTING KITS

Directly replace conventional light switches and control up to 300W of lighting. No mains rewiring. Insulated touch plates. Easy to follow instructions.

NEW! TD300K-TOUCHDIMMER! Single touchplate with alternate action. Brief touch switches lamp on and off, longer touch dims or brightens lamp. Neon lamp helps find the switch in the dark. £6.00
TDE/K extension kit for TD300K permits operation from another location. two-way switching, etc. £1.50

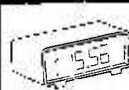
TS300K-TOUCHSWITCH-DIMMER One alternate ON/OFF action. TOUCHPLATE. Small knob for presetting lamp brightness. £4.50

TS300K-ON/OFF TOUCHSWITCH. Two touch-plates £3.50

TSA300K-AUTOMATIC TOUCHSWITCH. Time delay variable 2 secs to 3½ mins. £3.50

LD300K-300W LIGHTDIMMER KIT £2.50

24 HR. CLOCK APPLIANCE TIMER KIT



Switches any appliance of up to 1KW on and off at preset times once a day. KIT contains: AY-5-1230 Clock/Appliance Timer IC, 0.5" LED display, mains supply, display drivers, switches, LEDs, triac, PCBs and full instructions. CT100K £12.00

CT100KB with white box (56 x 131 x 71mm) £14.00
Ready built in box, incl. mains cable £19.00

400V PLASTIC TRACIS	OPTO	COMPONENTS
3A 49p	0.2" dia LEDs	555 21p
2A 62p	Red 9p	741 18p
1A 70p	31son 12p	LM3911
5A 90p	Yellow 12p	Temperature control IC £1.00
2.5A 165p	DL727 £1.00	ZN1034E £1.80
1.5A 190p	LC D-0.5" £8.10	ICL7106 £7.00
3" with trigger 80p	LU1 sim 50p	TIC106D SCR 50p
3" 80p	ORP12 8p	2N6027 34p
* isolated tab	Neon	AY-5-1230 £3.80
DIAC 18p		

ADD 15% VAT + 25p P&P. Callers by appointment. Tel: 01-579 9794

T.K. ELECTRONICS

106 STUDLEY GRANGE ROAD, LONDON W7 2LX

TUNBRIDGE WELLS COMPONENTS, BALLARD'S,
108 Camden Road, Tunbridge Wells, Tel: 31803. No Lists. Enquiries S.A.E.

AM/CW/SSB COMMUNICATION RECEIVER and preselector modules. The cheapest way to good amateur and BC DX.

CRYSTALS Brand new high-precision. You benefit from very large stocks held for industrial supplies. All normal freq standards, baud rates, MPU and all magazine projects inc: HC33/U: 1.0, 1.008, 2.5625 MHz, £3.50, 1.280 MHz, £4.15, HC18/U: 4.0, 5.0, 6.0, 7.0, 8.0, 9.0, 10.0, 10.7, MHz £3.00, 12.0, 15.0, 16.0, 18.0, 20.0, 6-9375, 38-6667, MHz, £3-25. Selected freqs stocked in Glider, Marine and 27 MHz bands. Any freq made to order in 6 weeks from £3.90.

FILTERS Your best source for 6 and 8 pole and monolithics for AM, CW, SSB, FM, on 455 kHz, 1.6, 9.0, 10.7, 21.4 MHz, etc. Prices inc. VAT and UK post. SAE lists.

P. R. GOLLEGE ELECTRONICS

G3EDW, Merricot, Somerset, TA16 5NS. Tel: 0460 73718

Publishers Announcement

Due to increases which may have taken effect since this issue went to press, we strongly advise readers to check with advertisers the prices shown, and availability of goods, before purchasing.

Courses

COURSES-RADIO AMATEURS EXAMINATION. City & Guilds. Pass this important examination and obtain your G8 licence, with an RRC Home Study Course. For details of this, and other courses (GCE, professional examinations etc) write or phone - THE RAPID RESULTS COLLEGE, DEPT JX 1, Tuition House, London SW19 4DS. Tel: 01-947 7272 (Careers Advisory Service) or for prospectus requests ring 01-946 1102 (24hr Recordcall).

Educational

TELEVISION & VIDEO SYSTEMS SERVICING

15 MONTHS full-time Diploma course to include a high percentage of practical work.

- ELECTRONIC PRINCIPLES
- MONO & COLOUR TELEVISION
- CLOSED CIRCUIT TELEVISION
- VIDEO CASSETTE RECORDING
- DIGITAL TECHNIQUES
- TELETEXT & TV GAMES

Shortened courses for applicants with suitable electronics background.

Next session starts January 7th.

(Also available 2½ year course in Marine Electronics & Radar for employment as ships Radio Officer.)

Prospectus from:

LONDON ELECTRONICS COLLEGE

Dept. B10, 20 Penywern Road, London SW5 9SU. Tel. 01-373 8721.

GO TO SEA as a Radio Officer. Write: Principal, Nautical College, Broadwater, Fleetwood, FY7 8JZ.

Ladders

LADDERS varnished 21' Extd. £34.40, Carr. £3, Leaflets. Callers Welcome. Alloy Ext. to 62½'. Ladder Centre (WLS3), Haldane, Halesfield (1) Telford. 586644.

Service Sheets

HUGE G.T. TV/RADIO/ETC. CATALOGUE (with £4 worth of useful vouchers)

Lists thousands of service sheets, manuals, etc. Many unobtainable elsewhere. Plus up dated Chassis Guide, newsletter, etc. Essential for every firm/engineer - Save £6a - only £1 plus large S.A.E.

S.A.E. for details of our Giant Service Sheet Collections - not available elsewhere.

G.T. TECHNICAL INFORMATION SERVICES

76 Church St, Larkhall, Lanarkshire ML9 1HE

Largest stocks of manuals, etc. anywhere. £1 + large S.A.E. brings any requested full size single service sheet. Service sheets from 50p: S.A.E. for full details of this plus unique T.V. Publications. The new 1979 British Colour T.V. Repair Manual and the new First Foreign Colour T.V. Repair Manual for £4-90 each - both for £9-50.

S.A.E. brings full details of these and other unique publications.

SERVICE SHEETS from 50p and S.A.E. Catalogue 25p and S.A.E. Hamilton Radio, 47 Bohemia Road, St. Leonards, Sussex.

LARGE SUPPLIER OF SERVICE SHEETS

and Colour Manuals, TV Mono Radios, Tuners, Tape Recorders, Record Players, Transistors, Stereograms, all at 75p each + S.A.E. except colour TV and Car Radios. State if Circuit will do, if sheets are not in stock. All TV Sheets are full lengths 24 x 12, not in Bits & Pieces. Free Fault Finding Chart or TV Catalogue with order. All crossed PO's returned if service sheets not in stock.

C. CARANNA

71, Beaufort Park, London, NW11 6BX
01-458 4882 (Mail Order)

SERVICE SHEETS, Radio, TV etc., 10,000 models. Catalogue 24p, plus S.A.E. with orders, enquiries. TELRAY, 154 Brook Street, Preston PR1 7HP.

BELL'S TELEVISION SERVICES for Service Sheets on Radio, TV etc., £1.00 plus SAE Colour TV Service Manuals on request. SAE with enquiries to B.T.S., 190 King's Road, Harrogate, N. Yorkshire. Tel: (0423) 55885.

For Sale

"PRACTICAL WIRELESS 1972 - 1978 inclusive - sensible offer. Avo 8 MK II - £45. Ely 2371 ext. 372."

NEW BACK ISSUES OF "PRACTICAL WIRELESS" available 70p each, post free. Open P.O. Cheque returned if not in stock - BELL'S TELEVISION SERVICE, 190 Kings Road, Harrogate, N. Yorks. Tel: (0423) 55885.

YAESU MUSEN FR67, as new, £160. Gomez, 11 Thanckes Drive, Torpoint, Cornwall.

SCOPEX 4D10 Dual Beam Scope. Good working condition. Reasonable offers to Box 144.

NASCOM 1 Built by manufacturer never used or even unpacked. £155 O.V.N.O. or exchange for communication RX. Or fast scope. Tel: Keith on Woking 64335.

D.V.M. Doram cost £68 also D.V.M. cost £55. Offers 4 Riversley Road, Gloucester.

PURBECK Oscilloscope complete parts Half Built 'WHY' offers ring Worktop 0909 730128.

PREPARATION FOR THE RAE Over 80 Multiple choice. Questions with Answers and Notes. 98p from J. Gibbons, 35 Bassett Green Close, Bassett, Southampton.

Wanted

ELECTRONIC COMPONENTS PURCHASED. All Types Considered - Must be new. Send detailed list - Offer by return - WALTONS, 55A Worcester Street, Wolverhampton.

WANTED Issues of PRACTICAL WIRELESS covering Clubman Eighty metre short wave receiver. Box 146.

WANTED Practical Wireless issues from March 1963 to March 1965 complete and Good Condition. Box 145.

Record Accessories

STYLI, Cartridges For MUSIC CENTRES, etc. FREE List No. 29 For S.A.E. includes Leads, Mikes, Phones etc. FELSTEAD ELECTRONICS, (PW), Longley Lane, Gatley, Cheadle, Ches. SK8 4EE.

Practical Wireless, October 1979

Aerials

COPPER AERIAL WIRE 14swg hard drawn 70' £3.50. 140' £7.00. inc. VAT. Postage £1.00. T.M.P. Electronic Supplies. Britannia Stores, Leeswood, Nr. Mold, N. Wales.

AERIAL BOOSTERS

Improves weak VHF Radio and Television reception.

B45-UHF TV, B11-VHF Radio. B11A-2 metres For next to the set fitting.

Price £5. S.A.E. for Leaflets.

ELECTRONIC MAILORDER LTD,
62 Bridge Street,
Ramsbottom, Bury, Lancs, BLO 9AG.

SHORT WAVE LISTENERS, INDOOR AERIALS £11.50 and £19.55, Outdoor £23.00 and £34.50, lists large 16p SAE. New Publication "Indoor and Invisable Aerials" £3.24. G2DYM, Uplowman, Tiverton, Devon.

Books and Publications

Build your own

P.A., GROUP & DISCO SPEAKERS

by R. F. C. Stephens

Save money with this practical guide. Plans for 17 different designs, line source, I.B., Horn and Reflex types, for 8"-18" drive units. £3-95 post free (£8 overseas).

THE INFRA-BASS LOUDSPEAKER

by G. Holliman

(full constructional details for versions using 15", 12" and 10" drive units.) £2-95 post free (£8 overseas)

THE DALESFORD SPEAKER BOOK

by R. F. C. Stephens

This book is a must for the keen home constructor. Latest technology DIY designs. Plans for I.B., and Reflex designs for 10-100 watts. Also unusual centre-bass system. £2-20 post free (£5 overseas).

VAN KAREN PUBLISHING
5 SWAN STREET, WILMSLOW, CHESHIRE

Miscellaneous

KEEP ONE HANDY IN THE WORKSHOP



The unique aerosol treatment for minor burns and scalds. From Boots and other Chemists.

PRACTICAL WIRELESS P.C.B.'s April. F.M. Multitester £1.50. May Xtal Calibrator £1.10. Car Probe with Fascia Panel £0.70. Imp £1.10. Gillingham £0.90. June Logical Noughts and Crosses £1.1 (4 Boards). July AM/FM Frequency Read Out £3.20. Sound Operated Switch £2.95 (2 Boards). AF Voltmeter £0.90. August Telephone Repeater £0.70. Automatic Intercom £4.76. H.T.E. 4 Watt Electronic Siren P.C.B. and Circuit £0.90. Touch Switch/Dimmer and Circuit £0.90. See August/September issues for other Boards. Please enquire for Boards for current issue or Boards to your design. Prices quoted include VAT and postage. H.T.E. (Dept. PW) 50 Milnefield Avenue, Elgin, Morayshire.

JORDAN SECURITY SYSTEMS

ALARM COMPONENTS

201	Pressure Pad 29" x 15"	£2.30
202	Pressure Pad 22" x 6 1/2" (stair tread)	£1.75
203	Window Foil (British Standards) 30 metres	£2.90
204	Foil Blocks (self adhesive)	.15p
205	Outdoor Bell Case	£9.20
206	High Output 6" bell. 12 volts D.C.	£11.50
207	Indoor Siren 12 volts D.C.	£5.20
213	Security Control Panel (with entry/exit timer and recharge facility)	£51.50
210	4 core wire (per metre)	.10p
230	6 core wire (per metre)	.16p
211	Flush magnetic switch	£1.10
212	Surface magnetic switch	£1.50
221	6 core door loop (tamper proof)	.95p
231	Contacted Lock, Single Pole (Chubb)	£15.00

All prices include VAT & Postage

170, Cromwell Road, Grimsby,
South Humberside.
Tel 0472-41451/2



CALLERS WELCOME



SUBERB INSTRUMENT CASES by Bazelli, manufactured from P.V.C. Faced steel. Hundreds of people and industrial users are choosing the cases they require from our vast range. Competitive prices start at a low 90p. Chassis punching facilities at very competitive prices, 400 models to choose from. Suppliers only to Industry and the Trade. BAZELLI, (Dept No.25) St. Wilfrids, Foundry Lane, Halton, Lancaster. LA 6LT.

THE SCIENTIFIC WIRE COMPANY

PO Box 30, London E.4
Reg. Office 22 Coningsby Gdns

ENAMELLED COPPER WIRE

SWG	1 lb	8 oz	4 oz	2 oz
10 to 19	2.65	1.45	.75	.60
20 to 29	2.85	1.65	.90	.70
30 to 34	3.05	1.75	1.00	.75
35 to 40	3.40	1.95	1.15	.84
41 to 43	4.55	2.55	1.95	1.30
44 to 46	5.05	3.05	2.15	1.70
47	8.00	5.00	3.00	1.80
48	15.00	9.00	6.00	3.30

SILVER PLATED COPPER WIRE

14, 16, 18	4.50	2.25	1.44	.90
20 & 22	5.00	2.85	1.74	1.06
24 & 26	5.70	3.31	2.00	1.22
28 & 30	6.67	3.86	2.35	1.44

Prices include P & P and VAT
SAE brings list of copper & resistance Wires
Dealer Enquiries Invited

MORSE CODE TUITION AIDS

Cassette A: 1-12 w.p.m. for amateur radio examination.
Cassette B: 12-24 w.p.m. for professional examination preparation. Each Cassette are type C80.
Morse Key and Buzzer Unit for sending practice.
Price each Cassette (including booklets) £4.75. Morse Key and Buzzer £8-50.
Prices include postage etc., Overseas Airmail £11-50 extra.

MHEL ELECTRONICS (Dept. P.W.), 12 Longshore Way, Milton, Portsmouth PO4 8LS.



Kits of parts for Wireless World Stereo Tuner or Ready Built and aligned. Sensitivity 30db quieting 1.9uV. Image rejection -70db. Varactor Diode Tuned. A.F.C. Decoder I.C. Motorola MC1310.

Kit Stereo FM Tuner **£36.00**
Ready Built & Aligned **£46.00** No extras
Catalogue and details **£00.35**

R. B. ELECTRONICS

24 Springfield Park, Holyport, Maidenhead 39798.

Please mention
PRACTICAL WIRELESS
when replying to
advertisements

LOSING DX?

RARE DX UNDER GRM? DIG IT OUT from tiring whistles and cw interference with a Tunable Audio Notch Filter, between your receiver and speaker. £8.90.
CAN'T FIND RARE DX? Get on THEIR frequency with a Crystal Calibrator, between your antenna and rx. 1MHz-100.25KHz markers to VHF, only £15.80.
FRG7? NO RADIO 4? Get all the NEWS with a 200KHz to Medium Wave Converter. £11.40.
V.L.F.7 EXPLORE 10-150KHz. Receiver only £10.70.
SIG. GEN., 10Hz-200KHz, logic and variable sine or square wave outputs, linear frequency scale, £10.80.
Each fun-to-build kit includes all parts, printed circuit, case, postage etc, money back assurance, SEND off NOW.

CAMBRIDGE KITS

45 (PX) Old School Lane, Milton, Cambridge.

GUITAR/PA MUSIC AMPLIFIER

100 watt with superb treble/bass overdrive. 12 months guarantee. Unbeatable at £42; 60 watt £37; 200 watt £58; 100 Watt twin channel sep, treble/bass per channel £55; 60 watt £48; 200 watt £72; 100 watt four channel sep, treble/bass per channel £75; 200 watt £92; slaves: 100 watt £32; 200 watt £49; fuzz boxes, great sound, £8-50; bass £9-50; overdriver: fuzz with treble and bass boosters £14; 100 watt combo superb sound overdrive, sturdy construction, castors, unbeatable, £89; twin channel £88; bass combo £99; speakers 15in, 100 watt £35; 12in, 100 watt £22-50; 60 watt £14-50. 10 watt 10in. £3.50, 8in. £3.00.
 Send Cheque or P.O. to:

WILLIAMSON AMPLIFICATION

62 Thorncliffe Ave., Dukinfield, Cheshire.
 Tel 061-344 5007 or 061-308 2064

SOLAR CELLS, Batteries, Panels, Thermoelectric, Generators, Heat pipes, Books etc. Details; Edencombe Ltd., 34 Nathans Road, N. Wembley, Middx. HA0 3RX.



BELLS AND SIRENS
 CARTERS SIREN £5.95
 INDUSTRIAL SIX INCH BELL £8.95
 PRICES INCLUSIVE.
 SEND CHEQUE. P.O. to:
CWAS ALARM
 11 Denbrook Walk,
 Bradford BD4 0QS



6 to 12v D.C. 12v D.C.
 SAE for full price list of Professional Burglar Alarm Equipment.

NI-CAD battery packs dual +6v 1AH-11v 1/2AH + charger. £6 + £1 P. & P. Tele: Evenings 0329 237362.

ORDER FORM PLEASE WRITE IN BLOCK CAPITALS

Please insert the advertisement below in the next available issue of Practical Wireless for insertions

I enclose Cheque/P.O. for £.....

(Cheques and Postal Orders should be crossed Lloyds Bank Ltd. and made payable to Practical Wireless).

NAME.....

ADDRESS.....

Send to: Classified Advertisement Manager

PRACTICAL WIRELESS,
 GMG, Classified Advertisement Dept., Rm. 2337,
 King's Reach Tower, Stamford Street,
 London SE1 9LS Telephone 01-261 5846

Rate
22p per word, minimum 12 words. Box No. 60p extra.

Company registered in England. Registered No. 53626. Registered office: King's Reach Tower, Stamford Street, London SE1 9LS

OSMABET LTD

We make transformers amongst other things

LOW VOLTAGE TRANSFORMERS: Prim 240V ac.
 6-3V 1-5A £2-95; 3A £3-60; 6A CT £6-85; 12V 1-5A £3-35; 3A CT £6-85; 6A CT £6-50; 15V 0-5A £2-75; 18V 1-5A CT £6-85; 24V 1-5A 6-85; 3A CT £8-50; 5A CT £15-50; 8A CT £26-75; 12A CT £35-00; 40V 3A CT £12-25.

TWIN SEC TRANSFORMERS: Prim 240V ac.
 6V 0-6A + 6V 0-6A; 9V 0-4A + 9V 0-4A; 12V 0-3A + 12V 0-3A; 20V 0-15A + 20V 0-15A; all at £3-65 each; 15V 0-75A + 15V 0-75A £9-65; 15V 1-5A + 15V 1-5A £7-75; 18V 1A + 18V 1A 6-85; 18V 1-5A + 18V 1-5A £8-50; 20V 1-5A + 20V 1-5A £8-50; 12V 4A + 12V 4A £10-50; 25V 2A + 25V 2A £10-50.

MIDGET RECTIFIER TRANSFORMERS: Prim 240V ac.
 6-0-6V 1-5A or 9-0-9V 1A £3-00 each; 12V 0-12V 1A or 20V 0-20V 0-75A £3-75 each; 9-0-9V 0-3A or 12V 0-12V 0-25A or 20V 0-20V 0-15A £2-85 each.

LT TRANSFORMERS TAPPED SEC. Prim 240V ac.
 0-10-12-14-16-18V 2A £5-50; 4A £8-25; 0-12-15-20-24-30V 2A £7-35; 4A £10-50; 0-20-30-60V 1A £8-25; 2A £10-50; 0-40-50-60-80-100-110V 1A £10-50.

MAINS TRANSFORMERS SPECIAL OFFER:
 prim 240V ac.
 250-0-250 60Ma, 6-3V 1A £2-00; 250V 100Ma, 6-3V 2A £3-00; 9V 3A £2-50, 25V 0-3A £1-00.

LOUDSPEAKERS
 2 1/2in 8Ω, 2 1/2in 8 or 25Ω, 2 1/2in 8Ω, 3in 35Ω, 3 1/2in 3, 8, 16 or 80Ω, all at 1-25 each; 5 x 3in 4, 8, 15 or 25Ω, £1-50; 7 x 4in 4, 8, 16, 25 or 80Ω, £1-75; 8 x 5in 4, 8 or 25Ω, £3-00; 8in 8Ω, £2-50.

"INSTANT" BULK CASSETTE/TAPE ERASER
 Instant erasure of cassettes, and any diameter of tape spools, demagnetises tape heads, 200/240V ac. £8-00.

POWER SUPPLY, TWIN OUTPUT: Prim 240V ac.
 New, British manufacture, smoothed d.c. output 20V 1-5A, plus stabilised output of 15V 100 Ma, plus 12V ac 0-5A output, complete with diagram, £3-50.

EDGEWISE LEVEL METER FSD 200/μA
 Size 19 x 18 x 20mm 800Ω £1-10.
CHARGING METERS 1 1/2 ins diameter
 2A or 3A £1-25 each; 5A or 10A £1-50 each.

SYNCHRONOUS GEARED MOTORS, 240V ac.
 Brand new, built in gear box, 1 or 20 RPH, £1-25 each.

O/P TRANSFORMERS FOR VALVE AMPLIFIERS
 P.P. sec tapped 3-8-15Ω, A-A 6K, 30W £15-25; A-A 3K, 50W £22-75; 100W (EL31, KT88, etc.) £31-25.

G.E.C. MANUAL OF POWER AMPLIFIERS
 Covers valve amplifiers 30W to 400W £1-00.
MULTIWAY SCREENED CABLE, PVC COVERED
 36 way £1-00; 25 way 75p; 14 way 50p; 6 way 25p; 4 way 20p; 2 way 10p; 1 way 8p; 4 way individually screened 25p per metre, fig 8 twin stereo do screened 15p, metre.

MAINS CABLE
 4 way, 3A 30p metre; fig 8 for loudspeakers etc. £5-00 100 metres.
CONDENSERS
 Electrolytic, 400/400V 75p; 2000/30V 30p; 1200/75 50p; 2200/40V 40p; 8 + 8/450V 40p; Paper tubular, W/E 4/160V, 6/160V, 2/150V, 0-1/2000V 25p each.

CARRIAGE EXTRA ON ALL ORDERS
 ALL PRICES INCLUDE V.A.T.

Callers by appointment only. S.A.E. Enquiries, Lists.
 46, Kenilworth Road, Edgware, Middx.
 HA8 8YG. Tel: 01-958 9314

PLEASE
 MENTION
 PRACTICAL
 WIRELESS
 WHEN
 REPLYING
 TO
 ADVERTISEMENTS

Direct from the Author of

PW Burglar Alarm and Parkhurst

- Burglar Alarm Components **£3-00**
- PCB **£1-00**
- Siren Components **£4-00**
- PCB **£1-00**
- Horn **£8-00**
- 6V 1AH Field lead acid battery **£6-00**
- PW Parkhurst Components **£6-00**
- Microwave module and antenna **£25-00**
- PCB **£2-00**

All prices include postage, packing and VAT

System design and electronic fault finding services available
 All enquiries answered if SAE enclosed.


P WALES
PO Box 88
Crown Buildings
High Street
Aylesbury

Electronics

Make a job~or hobby~of it.....

The opportunities in electronics, today, and for the future are limitless - throughout the world - jobs for qualified people are available everywhere at very high salaries. Running your own business, also, in electronics - especially for the servicing of radio, T.V. and all associated equipment - can make for a varied, interesting and highly remunerative career. There will never be enough specialists to cope with the ever increasing amount of electronic equipment coming on the world market.

We give modern training courses in all fields of electronics - practical D.I.Y. courses - courses for City and Guild exams, the Radio Amateur Licence and also training for the new Computer Technology. We specialise only in electronics and have over 40 years of experience in the subject. - Details sent without any obligation from . . .



Free! Brochure without obligation to.

British National Radio & Electronic School

P.O. Box 156, Jersey, Channel Islands

NAME _____

ADDRESS _____

WB/10

Block caps please

A. S. Cooper RADIO REPAIRS

11a Kingsholm Road, Gloucester GL1 3AY
 Tel: Day (Glos) 422259. Night (Glos) 27223

"We stock the full range of Vero products"

1. 19" CARD FRAME/CASE inc. Guides	£27.93 inc. VAT
2. NEW V-Q DIP BOARD	£1.35 inc. VAT
3. S100 SYSTEM	
S100 Main Frame (inc. 6 connectors)	£268.18 inc. VAT
4. "G" RANGE CASES LARGE	£12.57 inc. VAT

We also stock Philips audio and components products.
 Radios, Cassettes, Music Centres, Hi-Fi, Car Radios, Accessories inc. the new 890 Car Radio Cassette with Digital LED Frequency Display. LW-MW-FM Stereo **£214.57** inc. VAT

MAIL ORDERS AND TELEPHONE ORDERS WELCOME

P&P Orders up to £5.00 add 30p
 Orders up to £5-£10 add 50p
 Orders over £10 post free

U.K. ONLY. Overseas P&P will be quoted with order
 SAE WITH ALL ENQUIRIES PLEASE

Meet 'Uncle Tom'. He's on your wavelength.

Tom Beaumont - a radio enthusiast for 25 years - sells radio equipment for love! And he particularly loves Lowe - Trio for quality, value and reliability.

Tom is the sole authorised Lowe - Trio distributor for Yorkshire and North East England, and he offers the best before-and-after-sales service around on units like the top-value SRX-30 receiver illustrated.

THE LOWE SRX-30
 All the facilities of a top-class communications receiver in one top-quality, economically priced unit. Covers 500 KHz to 30 MHz with excellent dial readout and re-set accuracy. AM, CW, SSB reception. The SRX-30 is equally at home in broadcast or amateur bands.

Other features include RF gain, fine tuning selectable sidebands, built-in loudspeaker, AC mains or 12V DC operation and rugged construction at an attractive price - Just £175.00 inc. VAT.

Buy by post or call in - or phone your Barclay Card or Access number For speedy delivery on your SRX-30, please send cheque/P.O. made out to Leeds Amateur Radio for £178.00 which includes £3.00 carriage and packing. We will deal with your order by return.

Alternatively, call in for a chat at 'Uncle Tom's Cabin'. The shop is just 10 minutes from Leeds City Station, and there's easy parking if you travel by car.
 ●Instant H.P. for Licenced Amateurs. ●Extended Credit Terms Available. ●Send 50p for Catalogue and Price List.

LOWE TRIO DISTRIBUTOR

LEEDS AMATEUR RADIO
 Reliability in Radio

Leeds Amateur Radio are area distributors for Jay Beams, Antenna specialists and Hilomast products.

Leeds Amateur Radio, 27 Cookridge Street, Leeds 2, West Yorkshire. Tel. Leeds 452657.



NEW! ONLY FROM US

FREE

SPECIAL OFFER

The HELISCAN Wall-to-Wall Aerial

A specially developed high-tensile receiving antenna giving superb results. Use it indoors or out — from wall-to-wall, from point-to-point, or even from pillar-to-post!

FRG-7

The finest-value general-coverage synthesised communications receiver in its class.



INTRODUCTORY PRICE — JUST £15.00 INC. VAT

Now available at a new LOW price with FREE Heliscan aerial worth £15.

£199.00 INC. VAT

AMATEUR RADIO EXCHANGE 2 Northfield Road, Ealing, London, W13.

Easy terms up to 2 years

Credit Card sales by telephone

Closed all day Wednesday

Phone 01 579 5311

for details of current stocks, new and secondhand

BREDHURST ELECTRONICS

THE COMMUNICATIONS CENTRE OF THE SOUTH
For all your Amateur Radio requirements.
Examples:

HF receivers

Yaesu FRG7 0.5-30Mhz Wadley loop **£215.00**
Yaesu FRG7000 As FRG7 but digital readout de-luxe **£376.00**
Lowe SRX30 0.5-30Mhz Wadley loop **£178.00**

2 Metre receivers

Daiwa SR9 2M FM VFO + 11 xtal positions **£59.00**
FDK TM56B 2M FM 12 channel + 4 auto scan **£107.00**
Belcom AMR217B 2MFM 10 channel + 9 auto scan **£120.75**

Marine receivers

Daiwa SR11 Tuneable 156-162Mhz + 6 channel scan **£87.00**
FDK TM56B FM 12 channel + 4 auto scan **£115.00**

Aerials

Jaybeam VHF + Antenna Specialists VHF mobile full ranges PLUS transceivers, convertors, plugs, microphones etc. All on-the-air in our showroom. Part exchange welcome. Ring for details of second hand equipment.

Carriage free. All prices include VAT.

Just phone your credit card number for same day shipment.

PLEASE NOTE NEW ADDRESS FROM AUG. 13th

**HIGH STREET,
HANDCROSS,
W. SUSSEX
RH17 6BW**

Handcross (0444) 400786
Open 9-5 Mon-Sat
Access
Barclaycard
Instant HP

CHORDGATE LTD. SWINDON

ALL NEW AND FULL SPEC. DEVICES

Fairchild FND10 7 seg. displays 28 pin I/C holder 28p.
0.15" red common cathode 60p.
Pye dynamics thick film 1MHz. 500 OHM multi-turn trim pot PCB mounting 20p. 10 for £1.50.
clocking oscillator 5 volt supply drives 1 TTL load 60p.
Min glass reed switch 20mm length. 10 for 60p.
Beehive trimmers 3-30pf. 10 for 50p.
1.5-2.5PF min. trimmer 12p. 10 for £1.
Mercury batteries 1.35V, 1000 Mah 15p. 10 for £1.20.
Denco 1FTs. 470KHz. interstage 1FT13 60p. Det out 1FT 14 60p.
10 MFD 6.3V tant bead 10 for 60p.
368-640 XTALS PCB mounting HCU 75p. 10 for £5.00.
Honeywell plastic snap panel mtg. Push button DP/CO 15p. 10 for £1.25.
Silicon Semiconductors
TIP31B 25p. comp TIP32B 25p. 5 pairs £2.00 or 10 either type £2.00.
IN914 25p. 25 for 60p.
2N5293 NPN 75v 4A TAB collector 25p. 10 for £2.00.
BFY51 15p. 10 for £1.20.
2N3707 NPN plastic gen. pur. 10 for 50p.
TIP34A PNP 60V 10A 40p. 10 for £3.
BD525 30p. comp BD526 30p. 60V 2A. Useful up to 50MHz. 5 pairs £2.50. 10 either type £2.50.
For all above components add 29p post and packing. Orders over £3.00 post and packing inclusive.
Printed circuit boards add 29p post and packing for 1 to 3 boards. Larger quantities post and packing inclusive.
Voltage Tripler PCB contains 40.1 MFD 1000V, 2 pre-sets, 1 bridge rect., 4 IN4007, 9 resistors. 70p.
PCB with 4, BD253A or 2N5838 (500V VCB 6A HFE 15). 5 wire wounds zeners, diodes and two wound pot cores. £1.00.
PCB contains 2 x 741, 2N4921 and over 40 other components and multiturn 20k pot. 70p.
PCB contains 2 IP 10W Wafer Switches, 2 x 7490 I/C, 2 x 74141 I/C, various Logic I/Cs, IN4148 and over 50 components. 70p.
PCB with GEC, G424 Triac control IC, 2 SGS transistors, three 9 watt WW resistors and 12 other components. 75p.
PCB with 8 x BC107, 8 x BCY70, 4 pre-set pot., and over 70 other components. 80p.
Parcel of 1 each of above, 6 PCB's. £4.20.
Post and packing inclusive.
Audio Amplifier Boards containing 2 x BFY50, IBFX29 and output pair of 2N5293 output transistors rated at 36 watts when heatsink mounted £1.75 or 2 for £3.00. Post and packing inclusive.
(Dept B.) 194 A DROVE ROAD, SWINDON, WILTS.
ALL OUR PRICES INCLUDE VAT

INDEX TO ADVERTISERS

A. S. Cooper Radio	85
Advance Design	14
A. J. P. Electronics	87
Amateur Radio Exchange	86
Ambit International	73
Amcomm Services	79
Armon Products	79
Astra-Pak	10
Audio Amateur, The	10
Barrie Electronics	9
B.I.E.T.	10
Bi-Pak Ltd.	16, 17
Bi-Pre-Pak	12
Bib Hi-Fi	2
Birkett J.	8
British National Radio & Electronics School	5, 63, 85
Bredhurst Electronics	86
Brooks Electronics, B.	6
J. Bull	11
Burneze	83
Cambridge Kits	84
Caranna C.	83
Catronics	61
Chordgate	86
Chromasonics	76
Colomor	68
Contour Electronics	81
Cox Radio (Sussex) Ltd.	82
C. R. Supply Co	82
C.W.A.S. Alarm	84
Eddystone Radio	4
Electronic Design Associates	76
Electronic Mail Order Ltd.	83
Electrovalve	61
Electrovance	75
George, David Sales	54
Golledge Electronics, P. R.	82
G.T. Information Services	83
HAC Shortwave	80
Harversons	59
Heathkit	61
Home Radio	68
I.L.P. Electronics	7
Intertext I.C.S.	14
Jordan Security Systems	83
Leeds Amateur Radio	85
London Electronic College	82
Lowe Electronics	54
M.H.E.L. Electronics	83
Magnum Audio Ltd.	6
Manor Supplies	14
Maplin Electronic Supplies	Cover IV
Marshall A. (London) Limited	47
Metac Ltd.	Cover II
Monolith Electronics Ltd.	4
Neosid	47
Noble Electronics	76
Osmabet	84
Partridge Electronics	8
Progressive Radio	6
Radio Exchange Ltd.	15
Radio Shack Ltd.	4
Radio Society of Gt. Britain	68
R.B. Electronics	83
R.S.C. (Hi-Fi)	25
R.S.T. Valve Mail Order Co.	Cover III
Scientific Wire Co. The	83
Sonic Hi-Fi	80
Sota Communications	75
South Midlands Communications Ltd.	53
Southern Valve Co.	12
Squires, Roger	54
Stephen-James Ltd.	76
Swanley Electronics	81
Tandy	88
Technical and Optical Equipment	13
Technomatic Ltd.	9
Teleradio	12
Tempus	80
Thanet Electronics	81
T.K. Electronics	82
T.T. Electronics	6
Tool Range	79
TUAC	8
Van Karen Publishing	83
Vintage Wireless Co., The	82
Wales, P. J.	84
Waters & Stanton Electronics	2
Watford Electronics	3
West London Direct Supplies	80
Williamson Amplification	84
Wilmislow Audio	14
Z & I Aero Services	12

24 TUNE DOOR CHIMES

DOOR TUNES £16.44 + VAT.

Waddington's Videomaster announce a doorbell that doesn't go Brrringg, Ding Dong or Bzzzzz. Instead it plays 24 different classical and popular tunes. It will play the tune you select for your mood, the season or the visitor you are expecting to call. Door tunes is not only great fun and a wonderful ice breaker, but is also very functionally and beautifully designed to enhance your home. There is something for Christmas, something for your continental visitors or your relations from the states, and even something for the Queen. Door tunes is easy to install and has separate controls for volume, tone and tempo.



T.V. GAMES

PROGRAMMABLE £29.50 + VAT.

COLOUR CARTRIDGE T.V. GAME.

The TV game can be compared to an audio cassette deck and is programmed to play a multitude of different games in COLOUR, using various plug-in cartridges. At long last a TV game is available which will keep pace with improving technology by allowing you to extend your library of games with the purchase of additional cartridges as new games are developed. Each cartridge contains up to ten different action games and the first cartridge containing ten sports games is included free with the console. Other cartridges are currently available to enable you to play such games as Grand Prix Motor Racing, Super Wipeout and Stunt Rider. Further cartridges are to be released later this year, including Tank Battle, Hunt the Sub and Target. The console comes complete with two removable joystick player controls to enable you to move in all four directions (up/down/left/right) and built into these joystick controls are ball serve and target fire buttons. Other features include several difficulty option switches, automatic on screen digital scoring and colour coding on scores and balls. Lifelike sounds are transmitted through the TV's speaker, simulating the actual game being played.



EXTRA CARTRIDGES:

ROAD RACE - £9.87 + VAT.

Grand Prix motor racing with gear changes, crash noises

SUPER WIPEOUT - £9.17 + VAT.

10 different games of blasting obstacles off the screen.

STUNT RIDER - £12.16 + VAT.

Motorcycle speed trials, jumping obstacles, leaping various rows of up to 24 buses etc.

NON-PROGRAMMABLE T.V. GAMES

6 Game - COLOURSCORE II - £13.50 + VAT.

10 Game COLOUR SPORTSWORLD £22.50 + VAT.

CHESS COMPUTERS

STAR CHESS - £86.09 + VAT.

PLAY CHESS AGAINST YOUR PARTNER.


using your own TV to display the board and pieces. Star Chess is a new absorbing game for two players, which will interest and excite all ages. The unit plugs into the aerial socket of your TV set and displays the board and pieces in full colour (for black and white) on your TV screen. Based on the moves of chess. It adds even more excitement and interest to the game. For those who have never played, Star Chess is a novel introduction to the classic game of chess. For the experienced chess player, there are whole new dimensions of unpredictability and chance added to the strategy of the game. Not only can pieces be taken in conventional chess type moves, but each piece can also exchange rocket fire with its opponents. The unit comes complete with a free 18V mains adaptor, full instructions and twelve months guarantee.



CHESS CHALLENGER 7- £86.85 + VAT.

PLAY CHESS AGAINST THE COMPUTER.

The stylish, compact, portable console can be set to play at seven different levels of ability from beginner to expert including "Mate in two" and "Chess by mail". The computer will only make responses which obey international chess rules. Casting, on passant, and promoting a pawn are all included as part of the computer's programme. It is possible to enter any given problem from magazines or newspapers or alternatively establish your own board position and watch the computer react. The positions of all pieces can be verified by using the computer memory recall button. Price includes unit with wood grained housing, and Staunton design chess pieces. Computer plays black or white and against itself and comes complete with a mains adaptor and 12 months guarantee.



ELECTRONIC CHESS BOARD TUTOR £19.75 inc. VAT.

A special bulk purchase of these amazing chess teaching machines enables us to offer them at only £19.75 less than half recommended retail price. The electronic chess tutor is a simple battery operated machine that can actually teach anyone to play chess and improve their game right up to championship level. This machine is not only for total beginners but also for established players wanting to play better chess. Unit contains the electronic chessboard with 32 chess pieces, a 64 page explanatory booklet and a set of 32 progressive programme cards including 6 beginners cards, 16 check mate positions, 9 miniature games, 5 openings, 3 end games, 28 chess problems and 2 master games.

OTHER CHESS COMPUTERS IN OUR RANGE INCLUDE:

CHESS CHAMPION - 6 LEVELS £82.87 + VAT

CHESS CHALLENGER - 10 LEVELS - £143.06

+ VAT.

BORIS - MULTI-LEVEL TALKING DISPLAY £165.28

+ VAT.


DRAUGHTS COMPUTERS

CHECKER CHALLENGER 2 LEVELS £43.98 + VAT.

4 LEVELS £90.09 + VAT.

PLAY DRAUGHTS/CHECKERS AGAINST THE COMPUTER

The draughts computer enables you to sharpen your skills, improve your game, and play whenever you want. The computer incorporates a sophisticated, reliable, decision making microprocessor as its brain. Its high level of thinking ability enables it to respond with its best counter moves like a skilled human opponent. You can select offence or defence and change playing difficulty levels at any time. Positions can be verified by computer memory recall. Machine does not permit illegal moves and can solve set problems. Computer comes complete with instructions, mains adaptor and twelve months guarantee.



FOR FREE BROCHURES - SEND S.A.E

For FREE illustrated brochures and reviews on TV and chess games please send a stamped addressed envelope, and state which particular games you require information on.

Callers welcome at our shop in Welling - demonstrations daily - open from 9am-5.30pm Mon-Sat (9am-1pm Wed).

To order by telephone please quote your name, address and AccessBarclaycard number.

Postage and Packing FREE.

AJD DIRECT SUPPLIES LIMITED, Dept. PW7, 102 Bellegrave Road.


Welling Kent DA16 3QD. Tel: 01-303 9145 (Day) 01-850 8652 (Evenings)

Top value test equipment from TANDY

LCD DIGITAL MULTIMETER.

Low-cost hand held digital multimeter with a full 3½ digit LCD display. 0.5% basic accuracy, auto polarity operation. 10 Mohm DC input impedance. Reading to ± 1999.

Scales:
DC volts: 1mV to 1000V (1% ± 1 digit accurate).
AC volts: 1mV to 500V (1% ± 2 digits accurate).
DC current: 1µA to 200mA (1% ± 1 digit accurate).
Resistance: 10Ω to 20 MOhms (1.5% ± 1 digit accurate).
Power source: 9V battery or AC with optional adaptor.
Size: 155 x 75 x 30 mm. 22-198

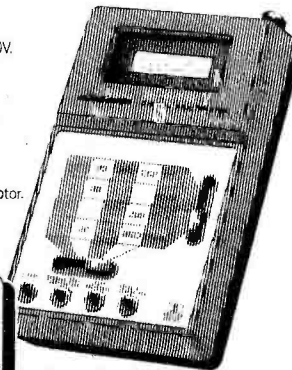


PRICE
53.19

LOW-COST LCD MULTIMETER

A portable, compact sized multimeter with a full 3½ digit LCD display. Auto polarity operation, low battery indicator. 10 MOhm Input impedance.

Scales:
DC volts: 2-20-200-1000V.
AC volts: 200-500V.
DC current: 2-20-200MA.
Resistance: 2-20-200-2000 KOHM.
Power source: 9V battery or AC adaptor.
Size: 37 x 85 x 130 mm. 22-197



PRICE
39.93

PRICE
137.36


COMPONENTS AND PARTS

CAT. No.	DESCRIPTION	PRICE
276-032	LED	4 for 69p
276-033	LED	2 for 48p
276-034	LED	2 for 59p
276-142	Infra-Red Emitter Detector Pair	£1.37
277-1003	12V DC Automotive Digital Clock Module	£17.52
276-9110	6 pin edge connector for 277-1003	40p
276-1373	Power Transistor Mounting Hardware	50p
276-1363	TO-220 Heat Sink	60p
276-1364	TO-3 Heat Sink	81p

AC/DC 8 MHz OSCILLOSCOPE

A new approved 8MHz version of last years' winner! The advance design features of this oscilloscope make it an absolute essential for industrial uses on production lines, in laboratories and schools. Ideal for radio and TV servicing, audio testing, etc.

Specifications:
Horizontal axis: Deflection sensitivity better than 250mV/DIV. **Vertical axis:** Deflection sensitivity better than 10mV/DIV (1DIV - 6mm). **Bandwidth:** 0.8MHz. **Input impedance:** 1MOhm parallel capacitance 35pF. **Time base:** Sweep range: 10Hz-100kHz (4 ranges). **Synchronization:** Internal (-) **Size:** 200 x 155 x 300 mm. **Supply:** 220/240/50Hz. 22-9501.



You save because we design, manufacture, sell and service. Tandy have over 7,000 stores and dealerships worldwide. Over 2,500 products are made

specifically for or by Tandy at 16 factories around the world. The quality of our products has been achieved by over 60 years of continuous technological advancement.

KNOWN AS RADIO SHACK IN THE U.S.A. MAKERS OF THE WORLD'S BIGGEST SELLING MICROCOMPUTER TRS80.

TANDY

The largest electronics retailer in the world.

Offers subject to availability. Instant credit available in most cases.

OVER 170 STORES AND DEALERSHIPS NATIONWIDE.



TANDY DEALER

Most items also available at Tandy Dealers. Look for this sign in your area.



Access, Barclaycard and Trustcard welcome.

MAPLIN



A 63-key ASCII keyboard with 625-line TV interface, 4-page memory and microprocessor interface. Details in our catalogue.



Our catalogue even includes some popular car accessories at marvellous prices.



A 10-channel stereo graphic equaliser with a quality specification at an unbeatable price when you build it yourself. Full specification in our catalogue.



These are just some of the metal cases we stock. There are dozens of plastic ones to choose from as well. See pages 52 to 57 of our catalogue.



A massive new catalogue from Maplin that's even bigger and better than before. If you ever buy electronic components, this is the one catalogue you must not be without. Over 280 pages - some in full colour - it's a comprehensive guide to electronic components with hundreds of photographs and illustrations and page after page of invaluable data.

Our bi-monthly newsletter contains guaranteed prices, special offers and all the latest news from Maplin.



Mobile amateur radio, TV and FM aerials plus lots of accessories are described in our catalogue.



A digitally controlled stereo synthesiser the 5600S with more facilities than almost anything up to £3,000. Build it yourself for less than £700. Full specification in our catalogue.



A superb range of microphones and accessories at really low prices. Take a look in our catalogue - send the coupon now!



An attractive mains alarm clock with radio switching function and battery back up! Complete kit with case only £15.92 (incl. VAT & p & p) MA1023 module only £8.42 (incl. VAT).

Post this coupon now for your copy of our 1979-80 catalogue price 70p.

Please send me a copy of your 280 page catalogue. I enclose 70p (plus 37p p&p). If I am not completely satisfied I may return the catalogue to you and have my money refunded. If you live outside the U.K. send £1.35 or ten International Reply Coupons. I enclose £1.07.

NAME _____

ADDRESS _____



A superb technical bookshop in your home! All you need is our catalogue. Post the coupon now!



A hi-fi stereo tuner with medium and long wave, FM stereo and UHF TV sound! Full construction details in our catalogue.



Add-on bass pedal unit for organs. Has excellent bass guitar stop for guitarists accompaniment. Specification in our catalogue.

MAPLIN

ELECTRONIC SUPPLIES LTD

All mail to:-
 P.O. Box 3, Rayleigh, Essex SS6 8LR.
 Telephone: Southend (0702) 554155.
 Shop: 284 London Road, Westcliff-on-Sea, Essex.
 (Closed on Monday).
 Telephone: Southend (0702) 554000.